

MQ MULTIQUIP



GloBug™ Lighting Systems




See the light.

Construction Starts Here

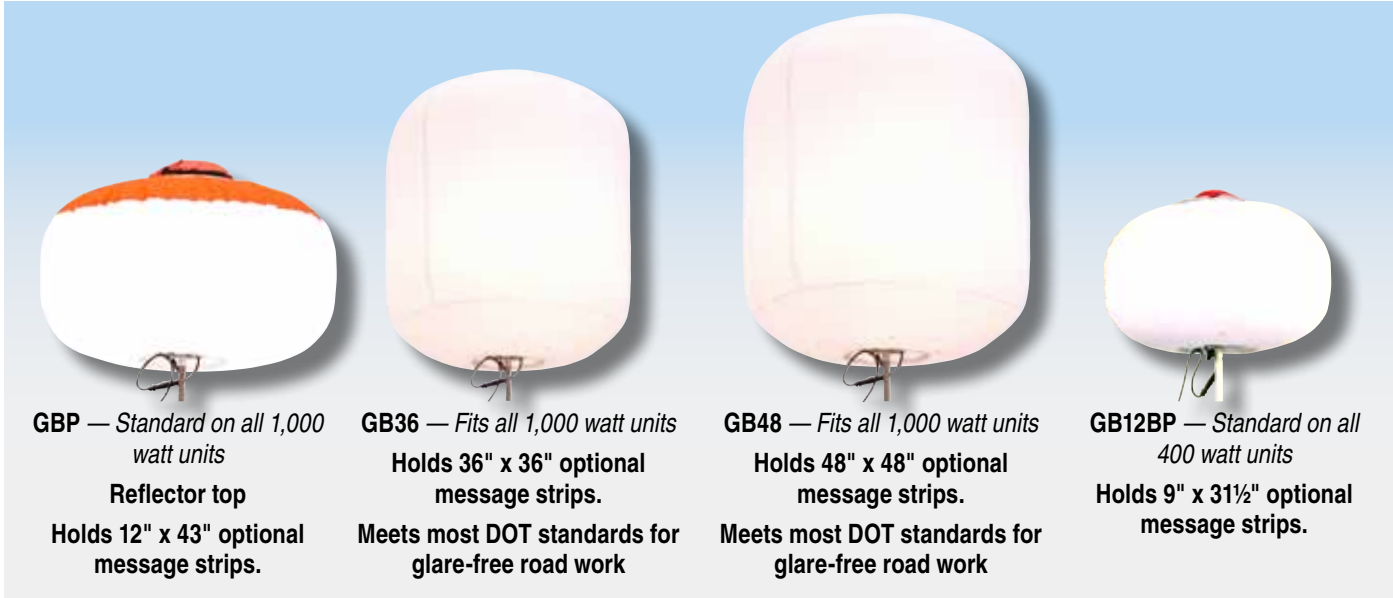


GloBug™ Lighting System



See the Light

The heart of the GloBug System is our innovative Balloon Light. Redesigned for 2009 (see below), the balloons are available in a variety of configurations. Couple that with a number of unique mounting systems — tripod, cart, and directly attached to equipment — and you have the finest glare-free lighting system available.

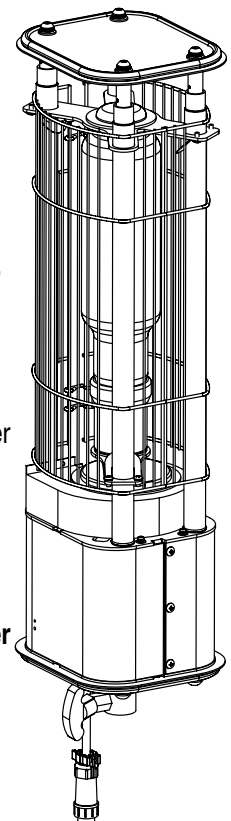


We've got you covered.
A protective canvas balloon cover is included with each unit.

Brand new 1,000 watt lamp design

Standard on all 1000 watt systems, our new design features...

- Patent-pending E-ballast with 1000 watt Metal Halide bulb
- Reduced component weight for easier handling and transportation
- Low starting current requirement — just 9.3 amps
- Quick restrike time — 3 to 5 minutes
- Universally adaptable to all AC power supplies — accepts 50/60Hz, 100-240V
- Patent-pending lamp cage design extends to accommodate larger balloons

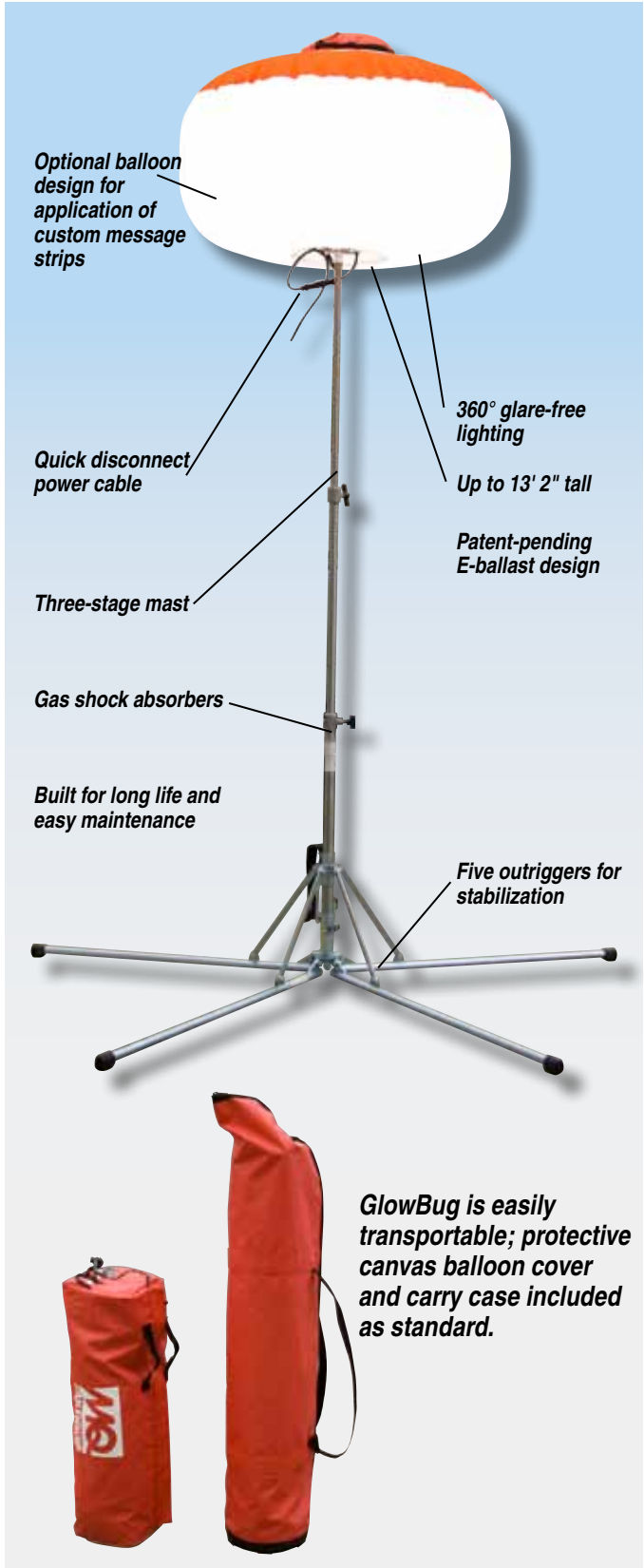


Use GloBugs on these and other applications:

- Road construction
- Search and rescue
- Special events
- Parking lot lighting
- Parties
- Maintenance
- Mining
- Flagger stations
- Disaster relief
- Night parking
- Emergency repairs
- Landscaping
- Farming and agriculture
- Forensic lighting
- ...and many more

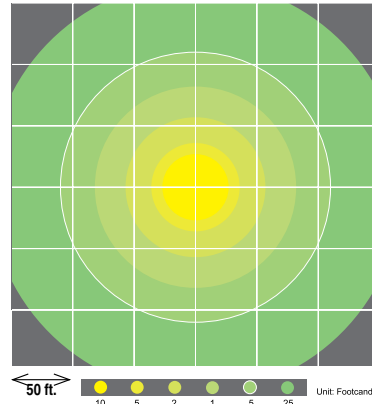
GBW — GloBug Solo

When space is limited but illumination is required, call on the Multiquip GloBug Solo GBW Series



- **Metal Halide lamp** — single 1,000 watt lamp for maximum illumination. Pure white light — 3400° K.
- **360° glarefree illumination** with standard balloon.
- **Quick restrike time** — 3 to 5 minutes.
- **Universally adaptable to all AC power supplies** — accepts 50/60Hz, 100-240V.
- **Downward direct illumination** with reflector balloon.
- **Self-inflating balloons** are easy to install and inflate in less than 20 seconds.
- **Optional message strip available.**
- **Three-stage mast** — extends up to 13' 2".
- **Five outriggers** for great stabilization.
- **Light coverage up to 150 feet.**

Illumination Range



Footcandles	Feet
	BAL115D
10	27
5	36
2	57
1	82
0.5	110
0.25	168

Specifications

Model	GBW
Voltage (V)	100 to 240V
Amps (A)	9.3 @ 120V
Hz	50-60
Lamp Type	1,000 watt Metal Halide (x1)
Total Luminous Flux (lm)	107,000
Standard Balloon Diameter in. (mm)	47.2 (1200)
Outriggers	5
Mast — Number of stages	3 Stages (Air Shock Absorbers)
Lower Position Working Dimensions LxWxH in. (mm)	73.2 x 77.2 x 90.6 to 141.7 (1,860 x 1,960 x 2,300 to 3,600)
Upper Position Working Dimensions LxWxH in. (mm)	64.6 x 67.9 x 107 to 158.3 (1,640 x 1,725 x 2,720 to 4,020)
Storage Dimensions LxWxH in. (mm)	Lamp: 8.7 x 8.7 x 40 (220 x 220 x 1015) Pentapod: 7.9 x 8.7 x 28.3 (200 x 220 x 720)
Balloon Dimensions LxWxH in. (mm)	47.2 x 47.2 x 28.3 (1200 x 1200 x 720)
Weight lb. (kg)	56 (25.6)
Appropriate Generator	1700 Watts

GlowBug is easily transportable; protective canvas balloon cover and carry case included as standard.

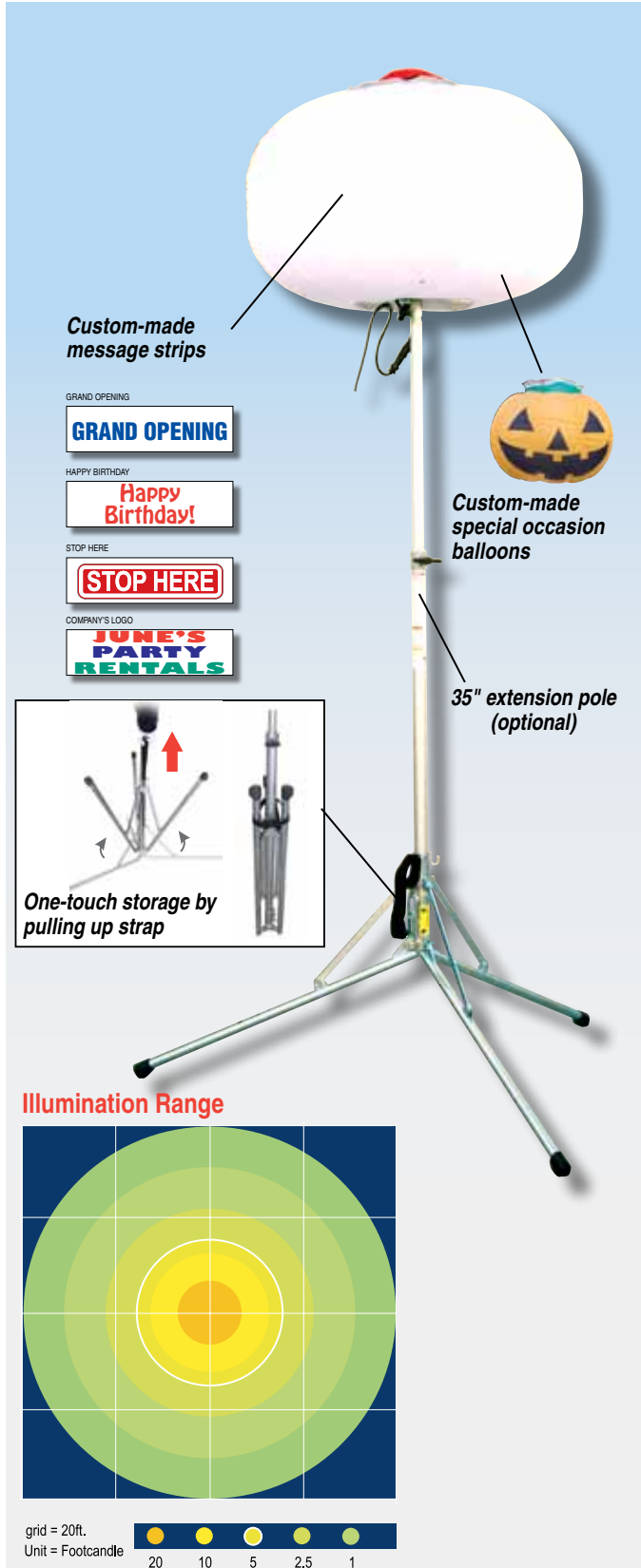




GloBug™ Lighting System

GB12BW — GloBug Solo Jr.

The lightest lighting system.



Weighing just 30 pounds, the GB12BW GloBug Solo Jr. is the ultimate in portable glare-free lighting. Powered by standard 120V, it incorporates an energy-saving 400 watt Metal Halide lamp that delivers 34,000 lumens.

Applications include construction sites, emergency road crews, backyard parties, and more.

- **Light weight electronic ballast** built inside the lamp housing.
- **Air-assist mast lowering system** protects light bulb.
Quick and easy setup; balloon inflates in less than 30 seconds.
- **360° glare-free lighting.**
- **Carrying cases included** for easy transportation.




Air-assist mast lowering system prevents sudden descent.

9" x 31½" Message strip available — *Specify p/n GBBALD1JR*

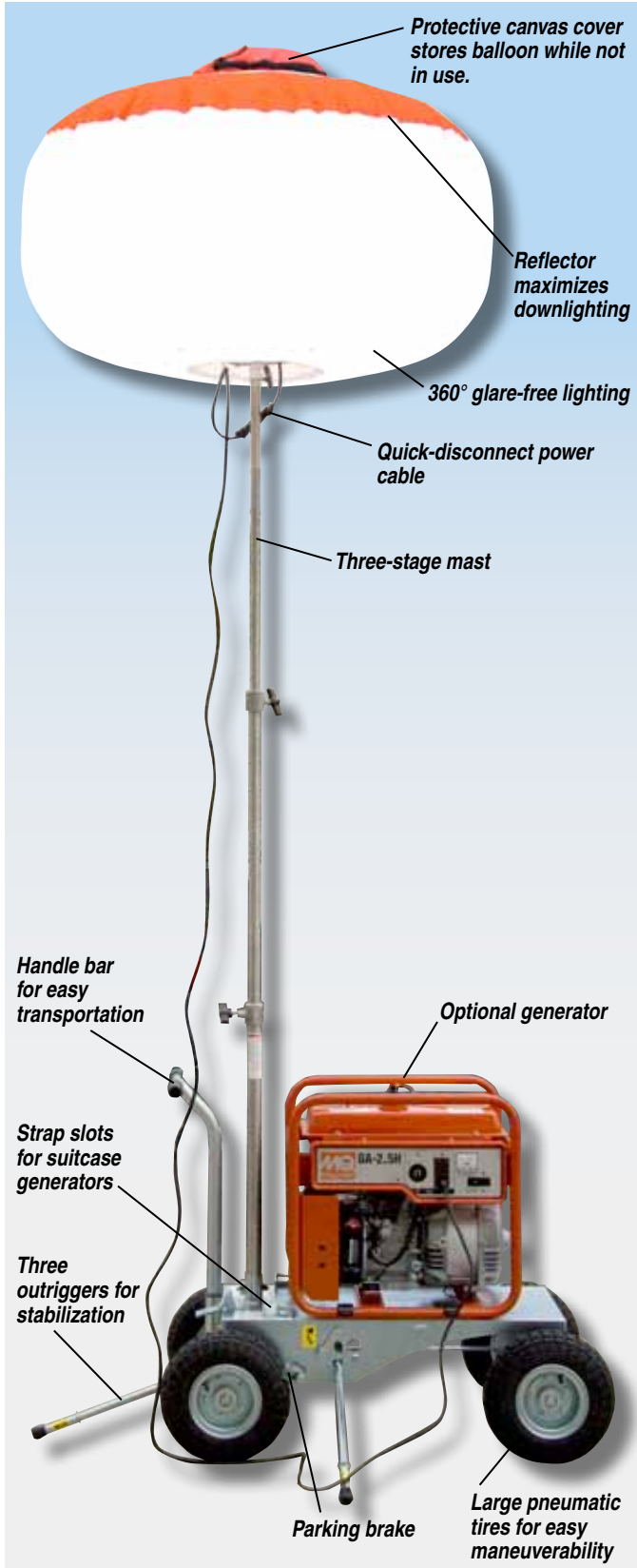
Specifications

Model	GB12BW
Voltage (V)	120V
Amps (A)	4 @ 120V
Hz	50-60
Lamp Type	400 watt Metal Halide (x1)
Total Luminous Flux (lm)	34,000
Standard Balloon Diameter in. (mm)	33.5 (850)
Outriggers	3
Mast — Number of stages	2 Stages (Air Shock Absorbers)
Lower Position Working Dimensions LxWxH in. (mm)	54 x 62 x 72 to 107 (1,365 x 1,572 x 1,837 to 2,720)
Upper Position Working Dimensions LxWxH in. (mm)	52 x 60 x 85 to 120 (1,305 x 1,503 x 2,143 to 3,026)
Storage Dimensions LxWxH in. (mm)	Lamp: 8 x 8 x 19.6 (200 x 200 x 500) Tripod: 8 x 8 x 52 (200 x 200 x 1,320)
Balloon Dimensions LxWxH in. (mm)	33.5 x 33.5 x 22 (850 x 850 x 560)
Weight lb. (kg)	30 (13.7)
Appropriate Generator	450 Watts



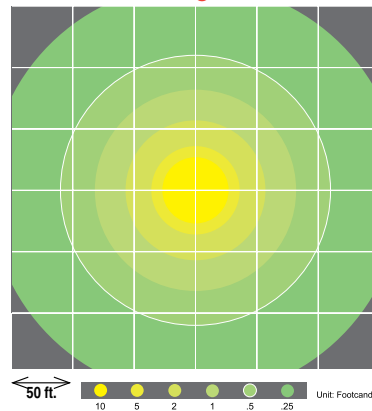
GBC — Cart Type

The ideal combination of GloBug, generator, and heavy duty cart — GBC Series



- **Steerable cart design for easy transportation** — sets up without tools; easy to maneuver.
- **Metal Halide lamp** — single 1,000 watt lamp for maximum illumination. Pure white light — 3400° K.
- **360° glarefree illumination** with standard balloon.
- **Quick restrike time** — 3 to 5 minutes.
- **Universally adaptable to all AC power supplies** — accepts 50/60Hz, 100-240V.
- **Downward direct illumination** with reflector balloon.
- **Self-inflating balloons** are easy to install and inflate in less than 20 seconds.
- **Three-stage mast** — extends up to 12' 1".
- **Three outriggers** for great stabilization.
- **System can be broken down** and placed in the trunk of a car.
- **Light coverage up to 150 feet.**

Illumination Range



Footcandles	Feet
	BAL115D
10	27
5	36
2	57
1	82
0.5	110
0.25	168

Specifications


Model	GBC
Voltage (V)	100-240V
Amps (A)	9.3 @ 120V
Hz	50-60
Lamp Type	1,000 watt Metal Halide (x1)
Total Luminous Flux (lm)	107,000
Standard Balloon Diameter in. (mm)	47.2 (1200)
Outriggers	3
Mast — Number of stages	3 Stages (Air Shock Absorbers)
Upper Position Working Dimensions LxWxH in. (mm)	51.2 x 52.2 x 94.5 to 145.7 (1,300 x 1,325 x 2,400 to 3,700)
Storage Dimensions LxWxH in. (mm)	27.6 x 40 x 47.7 (700 x 1,023 x 1,212)
Balloon Dimensions LxWxH in. (mm)	47.2 x 47.2 x 28.3 (1200 x 1200 x 720)
Weight lb. (kg)	126 (57.2)
Appropriate Generator	1700 Watts



GloBug™ Lighting System

GBS — Equipment Mounted

Ideal for mobile construction.



GBS Series — Includes 1,000 watt lamp, poles and mounting brackets

GB12BS Series — Includes 400 watt lamp, poles and mounting brackets

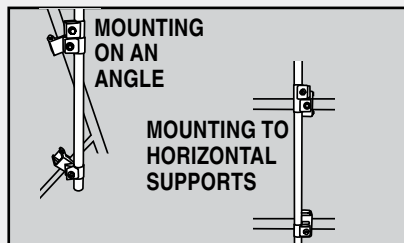
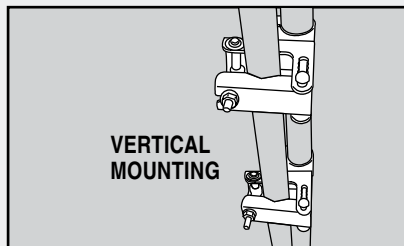


COMPLIES WITH MANY STATE DOT REQUIREMENTS for jobsite illumination

EFFICIENT DESIGN — The light is easily moved as construction progresses to provide a safe working environment.

SAFE FOR VEHICLE TRAFFIC — Drivers are not blinded by the intense glare of conventional light towers, improving safety.


SAFE FOR CONSTRUCTION CREWS — The glare-free lighting benefits work crews by improving visibility and eliminating blind spots.



Flexible Clamps allow installation at any angle.

Specifications

Model	GBS	GB12BS
Voltage (V)	100-240V	120V
Amps (A)	9.3 @ 120V	4 @ 120V
Hz	50-60	
Lamp Type	1,000 watt Metal Halide (x1)	400 watt Metal Halide (x1)
Total Luminous Flux (lm)	107,000	34,000
Standard Balloon Diameter in. (mm)	47.2 (1200)	33.5 (850)
Mast — Number of stages	2 Stages (Offset pole and Straight Pole)	
Upper Position Working Dimensions LxWxH in. (mm)	47.2 x 49.6 x 99 (1,200 x 1,260 x 2,515)	47.2 x 49.6 x 73 (1,200 x 1,260 x 1,855)
Storage Dimensions LxWxH in. (mm)	Lamp: 7.9 x 8.7 x 28.3 (200 x 220 x 720) Straight Pole: 3.3 (1,000) Offset Pole: 26.9 x 16.7 x 2 (683 x 425 x 52)	Lamp: 7.9 x 8.7 x 19.6 (200 x 220 x 500) Straight Pole: 3.3 (1,000) Offset Pole: 26.9 x 16.7 x 2 (683 x 425 x 52)
Balloon Dimensions LxWxH in. (mm)	47.2 x 47.2 x 28.3 (1200 x 1200 x 720)	33.5 x 33.5 x 22 (850 x 850 x 560)
Weight lb. (kg)	34 (15.4)	30 (13.9)
Appropriate Generator	1700 Watts	450 Watts



GBHM Hitch Mount Accessory

- Includes Hitch Mount and extension poles (order balloon assembly separately)
- Quickly attaches to 2" x 2" draw bars
- Compatible with all GloBug models
- Ideal for utility trucks



GBMP Plate Mount Accessory

- Includes Plate Mount and extension poles (order balloon assembly separately)
- Quickly attaches to any flat vertical surface
- Compatible with all GloBug models
- Ideal for mobile equipment





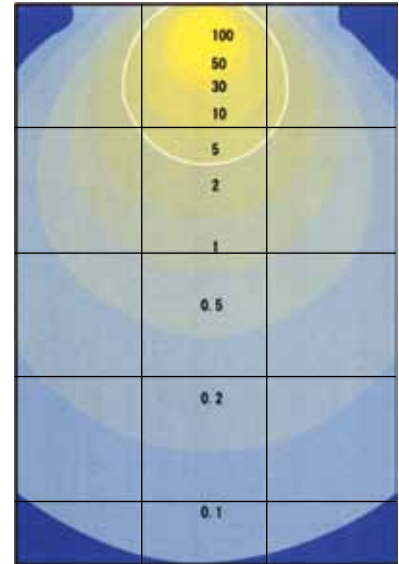
GloBug™ Lighting System

GB43SC — 4-Spot Light Tower

The ultimate in portable lighting


The GloBug 4-Spot Light Tower is the ideal portable lighting source when compact lights are required. The small footprint allows transportation of several units in small delivery vehicles. No tools are required to adjust the lamps for quick deployment. Consider the GloBug 4-Spot as an alternative solution to the traditional tow-behind light tower.

Light Coverage Area



Angle: 60°
1 grid = 50 ft. (15.2m); Unit: fc (foot-candle)

© COPYRIGHT 2009, MULTIQUIP INC.



Specifications

Model	GB43SC
Voltage (V)	115
Amps (A)	18.6
Hz	60
Lamp Type	400 watt Metal Halide (x4)
Total Luminous Flux (lm)	142,000
Outriggers	2
Mast — Number of stages	3
Mast Type / Height ft. (mm)	Manual Winch / 13.8 (4206)
Upper Position Working Dimensions LxWxH in. (mm)	58 x 57 x 78 to 165 (1460 x 1450 x 1980 to 4200)
Storage Dimensions LxWxH in. (mm)	41 x 36 x 67 (1040 x 920 x 1700)
Turning Radius ft. (mm)	7.7 (2350)
Weight lb. (kg)	364 (165)
Appropriate Generator	2500 Watts



GeneratorJoe

4016 Quartz Drive
Santa Rosa, CA 95405
Phone: 707 539-9003
Fax: 707 539-5212

Email: sales@generatorjoe.NET
Web www.generatorjoe.NET