

FOR INDIVIDUAL GEN-SET MODEL TYPES SEE BROADCAST LITERATURE.

ENGINE TYPE: 4045TF
ALTERNATOR: UCI 224 E/F/G

USABLE FUEL CAPACITY: 250L

SHIPPING WEIGHT
(WITH OIL): 1010-1080 Kg's

WET WEIGHT
50/50 GLYCOL & FUEL: 1204-1274 Kg's

OIL CAPACITY: 12 LITRES
COOLING CAPACITY: 25.0 LITRES

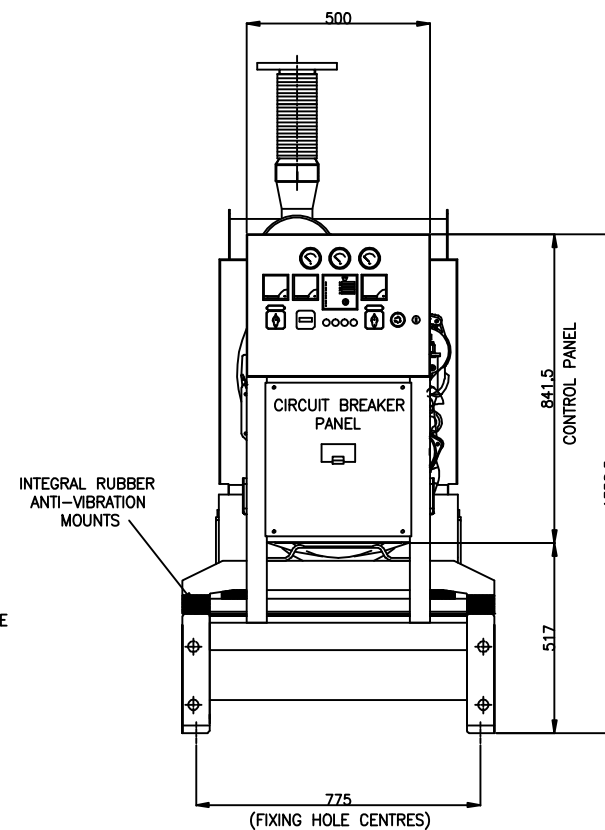
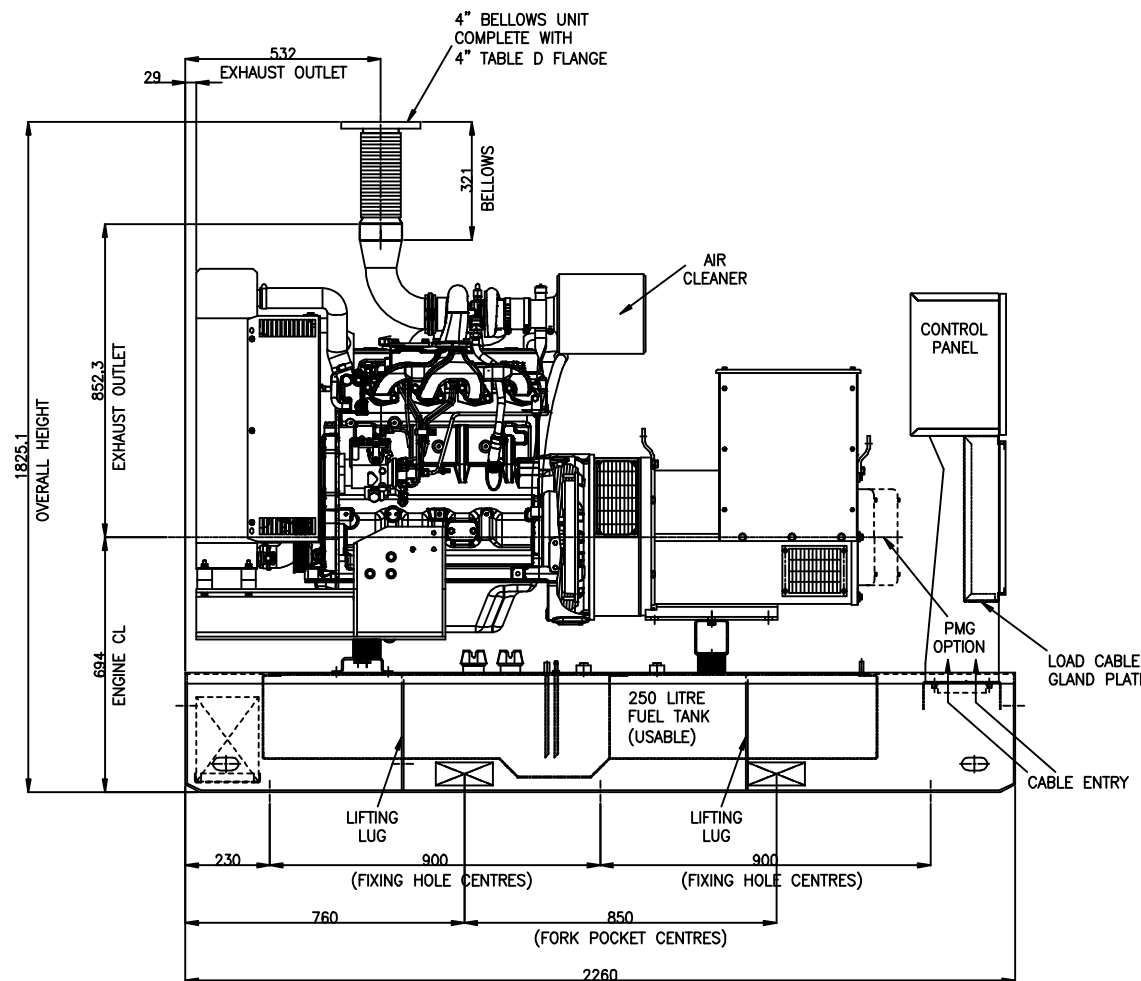
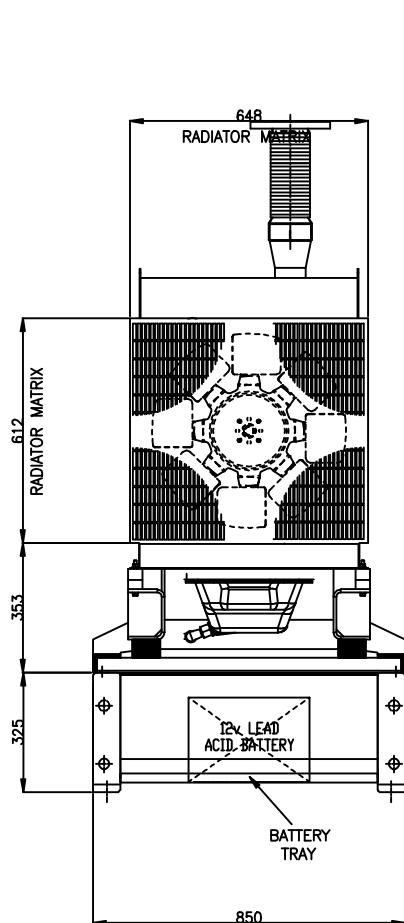
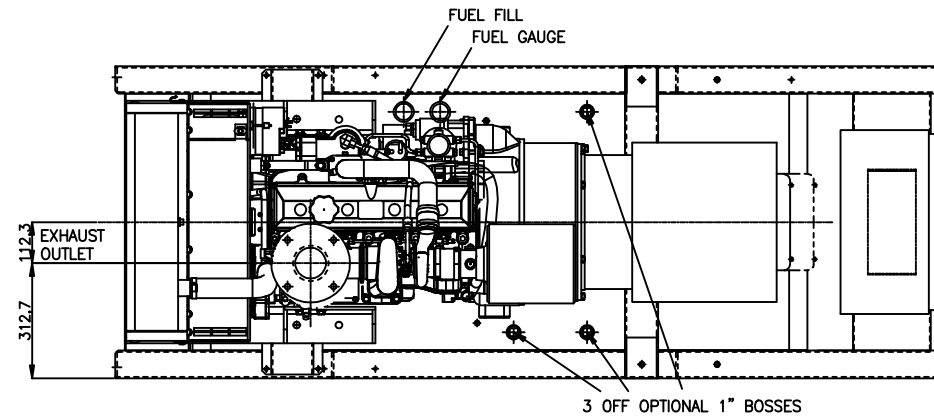
GENERATOR IS TO BE PLACED ON A FLAT FLOOR OR CONCRETE BASE

PLEASE NOTE WEIGHTS MAY VARY DEPENDING ON ALTERNATOR COMBINATION



GeneratorJoe

4016 Quartz Drive
Santa Rosa, CA 95405
Phone: 707 539-9003
Fax: 707 539-5212
Email: sales@generatorjoe.NET
Web www.generatorjoe.NET



ISS	ALTERATIONS	DATE
B	EXHAUST OUTLET DETAIL AND POSITION CHANGED. ALTERNATOR MODEL CORRECTED TO UCI AND DRAWING DETAIL CORRECTED. CABLE ENTRY DETAIL ADDED AND INDICATED. WEIGHTS CORRECTED.	10-09-07 P.R

NOTES

TOLERANCES:
BETWEEN HOLE CENTRES & HOLE CENTRE TO EDGE (ON FLAT) ± 0.2

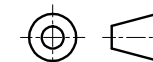
HOLE CENTRES TO BEND AND EDGES TO BEND ± 0.5

ACROSS EACH BEND ± 0.5

FABRICATION ± 1.0

HOLE DIAMETERS AND SLOT WIDTHS $+0.1, -0.0$

ANGULAR $\pm 0.5^\circ$



THIRD ANGLE PROJECTION
DO NOT SCALE, IF IN DOUBT ASK

DISTRIBUTION

MASTER	FABRICATOR
--------	------------

TITLE:	OPEN FRAME 3-4045TF GA		
CLIENT:			
SITE:			
W.O. No.:	ENGINEER: P.RUTTER		
TYPE:	CHECKED:		
SCALE:	1:20	DATE:	
TOTAL No. OF SHEETS: 1			

DRAWING NO.	JGA030	ISSUE	B
-------------	--------	-------	---

BROADCAST