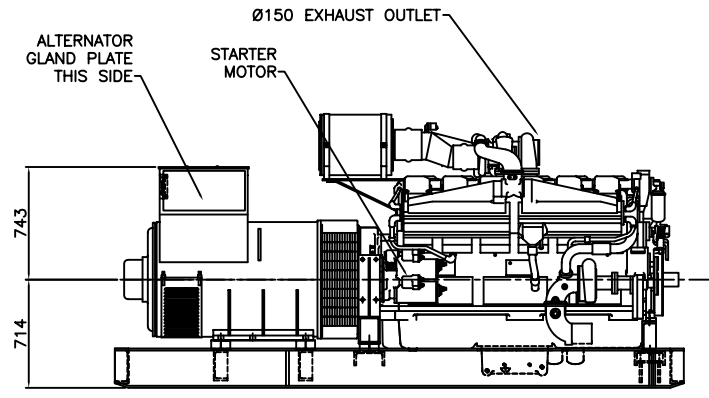
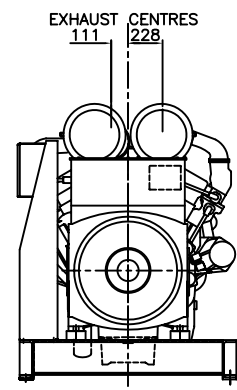
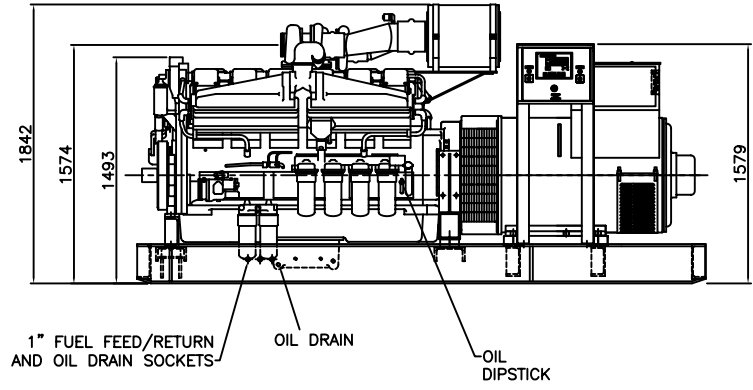
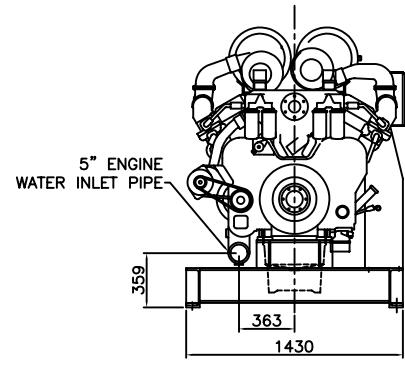
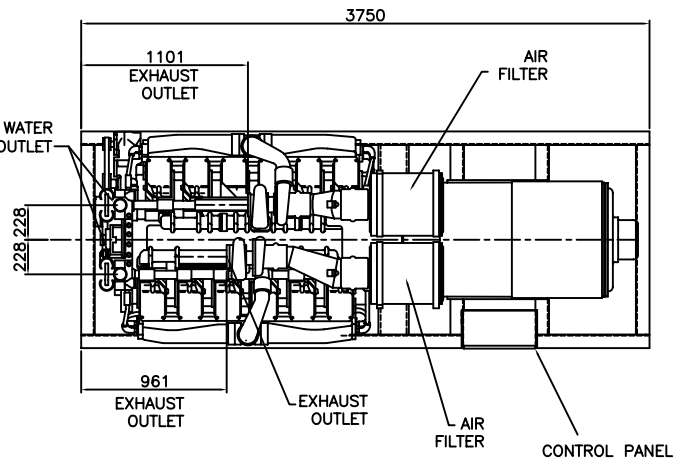


GENSET DETAILS—
 ENGINE: CUMMINS KTA38 G4
 ALTERNATOR: NEWAGE HCI 634J (SINGLE BEARING)
 RADIATOR: REMOTE IN CONTAINER
 AV MOUNTS: FARRAT ISOLATOR RM SERIES
 FRONT ENGINE FEET: AVM-R12555BN7
 REAR ENGINE AND ALTERNATOR FEET: AVM-R12555BN6
 VOLTAGE — 480V CURRENT — 1504 A
 OUTPUT: 1250 kVA @ 1800 RPM (STANDBY RATING)

WEIGHTS:—
 ENGINE: 4300 KG DRY, 4536 KG WET
 ALTERNATOR: 2268 KG
 BASEFRAME: 1075 KG
 BASIC GENERATOR WEIGHT: 7730 KG (DRY), 7966 KG (WET)

COLOURS:—
 ENGINE:— MAIZE YELLOW
 BASEFRAME, ALTERNATOR & RADIATOR:— SEMI GLOSS BLACK

4016 Quartz Drive
 Santa Rosa, CA 95405
 Phone: 707 539-9003
 Fax: 707 539-5212
 Email: sales@generatorjoe.NET
 Web www.generatorjoe.NET



GeneratorJoe

NO.	ALTERATIONS	CHK'D DATE
-----	-------------	------------

NOTES - MECHANICAL

TOLERANCES:
 GENERAL TOLERANCE + / - 0.004
 FABRICATION + / - 0.001
 HOLE CENTRES + / - 0.001
 OTHER TOLERANCES AS STATED
 WHERE REQUIRED

DO NOT SCALE IF IN DOUBT ASK

THIRD ANGLE PROJECTION

TITLE: GEN-SET GENERAL ARRANGEMENT	
CLIENT:	
SITE:	
W.O. NO.:	ENGINEER: SKM
TYPE: ACBCCI250S	DRAWN BY: SKM
SCALE: NTS	DATE:
TOTAL No. OF SHEETS: (1 - 999)	
DRAWING NO.	ISSUE
	A

