




GeneratorJoe®



Made in the USA!



Shown with optional equipment

Centurion "P" Series Model: 100 CP & CP3

Ratings Diesel

Single and/or Three Phase Available

		60 Hz	50 Hz
Standby:	kW	100.0	83.3
	kVA	125.0	104.2
Prime:	kW	90.0	75.0
	kVA	113.0	93.8

Features

- Single source responsibility for the generator set and accessories.
- Prototype and production tested to insure one step load acceptance per NFPA 110.
- Two year limited warranty on generator sets and accessories.
- Unit conforms to CSA, NEMA, EGSA, ANSI and other standards.
- Heavy duty 4 cycle industrial engine for reliability and fuel efficiency.
- Brushless rotating field generator with class H insulation.
- Heavy duty steel base with integral vibration isolators.
- Electronic Isochronous Governor.
- EPA Emissions Certified
- UL 2200 Available

Generator	Voltage	PH	Hz	Standby Rating		Prime Rating	
				kW/kVA	Amps	kW/kVA	Amps
UCI274D311	277/480	3	60	100/125	150	90/113	136
	139/240	3	60	100/125	301	90/113	272
	254/440	3	60	100/125	164	90/113	148
	127/220	3	60	100/125	328	90/113	297
	240/416	3	60	100/125	173	90/113	157
	120/208	3	60	100/125	347	90/113	314
	120/240	3	60	100/125	301	90/113	272
	219/380	3	60	96/120	182	88/110	167
	120/240	1	60	79/79	329	72/72	300
UCI274D06	120/240	1	60	100/100	417	88/88	367



RATINGS: All three-phase units are rated at 0.8 power factor. All single-phase units are rated at 1.0 power factor.

STANDBY RATINGS: Standby ratings apply to installations served by a reliable utility source. The standby rating is applicable to varying loads for the duration of a power outage. There is no overload capability for this rating. Ratings are in accordance with ISO-3046/1, BS 5514, AS 2789, and DIN 6271.

PRIME POWER RATINGS: Prime power ratings apply to installations where utility power is unavailable or unreliable. At varying load the number of generator set operating hours is unlimited. A 10% overload capacity is available for one hour in twelve. Ratings are in accordance with ISO-8528/1, overload power in accordance with ISO-3046/1, BS5514, AS2789, and DIN 6271. For limited running time and base load ratings consult the factory. The generator set manufacturer reserves the right to change the design or specifications without notice and without any obligation or liability whatsoever.

GENERAL GUIDELINES FOR DERATION: Altitude: Derate 0.5% per 100m (328 ft.) elevation above 1000m (3279 ft.) Temperature: Derate 1.0% per 10°C (18°F) temperature above 40°C (104°F).

Engine Application Data

Perkins Diesel Engine Model 1104D-E44TAG2

Basic technical data

Number of cylinders	4
Cylinder arrangement	Vertical in-line
Cycle	Four stroke
Induction system	Turbocharged, air to air charge cooled
Compression ratio	16.2:1
Bore	4.13 in. (105 mm)
Stroke	5.0 in. (127 mm)
Cubic capacity	268.5 cu in. (4.4 L)
Direction of rotation	Anti-clockwise when viewed from flywheel

Cooling system

Cooling pack

Overall face area of matrix	666.5 in ² (0.43 m ²)
Width of matrix	24.7 in. (629 mm)
Height of matrix	27.1 in. (690 mm)

Radiator

Face area	465 in ² (0.3 m ²)
Number of rows and material	38, Aluminum
Matrix density and material	10.0, Aluminum fins per inch
Width of matrix	17.2 in. (438 mm)
Height of matrix	27.1 in. (690 mm)
Pressure cap setting	14.5 psi (100 kPa)

Charge cooler

Face area	201.5 in ² (0.13 m ²)
Number of rows and material	9, Aluminum
Matrix density and material	7.5, Aluminum
Width of matrix	7.5 in. (191 mm)
Height of matrix	27.1 in. (690 mm)

Fan

diameter	22 in. (559 mm)
Drive ratio	1.25:1
Number of blades	7
Material	Composite
Type	Pusher

Coolant

Total system capacity	
With radiator	4.5 gal (17 L)
Without radiator	1.8 gal (7.0 L)
Coolant pump drive	Gear
Coolant pump drive ratio	2:1
Maximum top tank temperature	233° F (112° C)
Temperature rise across engine (rating dependent)	43.9-44.6° F (6.6-7.0 °C)
Thermostat operation range	185-203° F (85-95 °C)
Recommended coolant:	50% ethylene glycol with a corrosion inhibitor (BS 658-1992 or MOD AL39) and 50% clean fresh water. Standby

Designation	Units	Prime	Standby
Gross engine power	hp (kWb)	142 (106)	157 (117)
Electropak net engine power	hp (kWm)	134 (100)	149 (111)
Brake mean effective pressure	psi (kPa)	234 (1612)	257 (1771)
Engine coolant flow (against 5 psi (35 kPa) restriction)	gal/min (L/min)	37 (169)	37 (169)
Cooling fan air flow (29 psi (200 kPa) external restriction)	cfm (m ³ /min)	7,924 (224.4)	7,924 (224.4)
Combustion air flow (at rated speed)	cfm (m ³ /min)	296 (8.4)	300 (8.5)
Exhaust gas flow (max.)	cfm (m ³ /min)	678 (19.2)	706 (20.0)
Exhaust gas mass flow (max.)	lb/min. (Kg/min)	22.5 (10.2)	22.7 (10.3)
Exhaust gas temperature in manifold Max.	°F (°C)	896 (480)	942 (506)
Boost pressure ratio	-	2.7	2.8
Overall thermal efficiency (net)	%	36	37

Exhaust system

Maximum back pressure	2.1 psi (15 kPa)
Exhaust outlet size	2.5 in. (64 mm)

Fuel system

Type of injection	Direct
Fuel injection pump	Common rail
Fuel atomizer	Unit injector / multi-hole

Fuel lift pump

Max flow through customer filter	34.3 gal/hour (130 L/hr.)
Max fuel supply restriction at lift pump	5.8 psi (40 kPa)
Max fuel return restriction at low idle	7.2 psi 50 kPa)
Max fuel return flow	28.2 cfm (0.8 m ³ /min)
Maximum suction head	17 kPa (1.7 m)
Maximum static pressure head	10 kPa (1.0 m)
Governor type	Control by ECM
Speed control to	

Fuel Consumption Gal/Hr (L/Hr.)

Power Rating				
Speed	110%	100%	75%	50%
60Hz	7.9 (29.96)	7.3 (27.77)	5.8 (22.04)	4.2 (16.07)

Lubrication system

Lubricating oil capacity total system	2.1 gal (8.0 L)
Maximum sump capacity	1.8 gal (7.0 L)
Minimum sump capacity	1.4 gal (5.5 L)
Maximum engine operating angles	
Front up, front down, right side or left side	25°

Lubricating oil pressure

Relief valve opens	65 psi (450 kPa)
At maximum no-load speed	40-49 psi (280-340 kPa)
Oil temperature (continuous operation)	257° F (125° C)
Oil temperature (maximum intermittent operation)	275° F (135° C)
Oil consumption at full load as a % of fuel consumption	0.15%

Electrical system

Type	12 volt negative earth
Alternator type	Denso A115i
Alternator voltage	12V
Alternator output	65A
Starter motor type	Denso P95
Starter motor voltage	12V
Starter motor power	4.0 hp (3.0 kW)
Number of teeth on flywheel	115
Number of teeth on starter pinion	10
Minimum cranking speed	80 rev/min

Induction system

Maximum air intake restriction	
Clean filter	.73 psi (5 kPa)
dirty filter	1.2 psi (8 kPa)
Air filter type	2 stage cyclonic/paper element

Duct allowance with 50% glycol			
Rev/min	°F (°C)	psi (kPa)	cfm (m ³ /min)
1800	127 (53)	17.4 (120)	6,427 (182)
1800	114 (46)	29 (200)	5,438 (154)

GeneratorJoe[®]

4723 Muirfield Court
Santa Rosa, CA 95405
Phone: 707 542-2224
Fax: 707 542-2227

Email: sales@generatorjoe.net
Web: www.generatorjoe.net

Generator Controller Options



Digital Control Panel

The DGC-2020 digital GenSet controller provides integrated engine-GenSet control, protection, and metering. Microprocessor based technology allows for exact measurement, set point adjustment, and timing functions. Front panel 3 position controls and indicators enable quick and simple operation. The panel is also equipped with a emergency stop push button and an Alarm Horn with silence button. A wide temperature-range liquid crystal display (LCD) with backlighting can be viewed under a wide range of ambient light and temperature conditions down to 104° F (40° C).

Features SAE J1939 Engine ECU communications, Multilingual capability, Remote RS-485 communications for Optional RDP-110 Remote Annunciator, Extremely rugged, fully encapsulated design with 4 programmable contact inputs and 10 contact outputs (2 ADC rated). It also features Modbus Communications with RS-485, Battery Backup for Real Time Clock, UL recognized, CSA certified, CE approved, HALT (Highly Accelerated Life Tests) tested, IP 54 Front Panel rating with integrated gasket, and NFPA 110 Level 1 Compatible.



Analog Top Mount Controller

This Generator control panel has analog instruments to monitor AC voltage, AC frequency, percent of load and, run time/hour meter. Safety shutdowns provide red LED indication for overspeed, overcrank, low oil pressure, and high coolant temperature. Provide green LED indication of engine running. Control switch is provided for local and remote starting with 3 position run/off/remote switch.

There is also an engine mounted emergency by-pass key switch with mechanical oil pressure and coolant temperature gauge.



Analog End Mount Controller

This Generator control panel has analog instruments to monitor AC voltage, AC frequency, and percent of load. The analog engine instruments monitor oil pressure, water temperature, battery voltage, fuel level, and run time/hour meter. Safety shutdowns provide red LED indication for overspeed, overcrank, low oil pressure, and high coolant temperature. Provide green LED indication of engine running. Control switch is provided for local and remote starting with 3 position run/off/remote switch.

There is also an engine mounted emergency by-pass key switch.

AC Alternator Specifications

STANDARDS

Stamford industrial generators meet the requirements of BS EN 60034 and the relevant section of other international standards such as B55000, VDE 0530, NEMA MG1-32, 1EC34, CSA C22.2-100, A51359. Other standards and certifications can be considered on request.

VOLTAGE REGULATORS

MX341 AVR

This sophisticated AVR is incorporated into the Stamford Permanent Magnet Generator (PMG) control system.

The PMG provides power via the AVR to the main exciter, giving a source of constant excitation power independent of generator output. The main exciter output is then fed to the main rotor, through a full wave bridge, protected by a surge suppressor. The AVR has in-built protection against sustained over-excitation, caused by internal or external faults. This de-excites the machine after a minimum of 5 seconds.

An engine relief load acceptance feature can enable full load to be applied to the generator in a single step.

If three-phase sensing is required with the PMG system the MX321 AVR must be used.

We recommend three-phase sensing for applications with greatly unbalanced or highly non-linear loads.

(Optional) MX321 AVR

The most sophisticated of all our AVRs combines all the features of the MX341 with, additionally, three-phase rms sensing, for improved regulation and performance. Over voltage protection is built-in and short circuit current level adjustments is an optional facility.

WINDINGS & ELECTRICAL PERFORMANCE

All generator stators are wound to 2/3 pitch. This eliminates triplen (3rd, 9th, 15th ...) harmonics on the voltage waveform and is found to be the optimum design for trouble-free supply of non-linear loads. The 2/3 pitch design avoids excessive neutral currents sometimes seen with higher winding pitches, when in parallel with the mains. A frilly connected damper winding reduces oscillations during paralleling. This winding, with the 2/3 pitch and carefully selected pole and tooth designs, ensures very low waveform distortion.

SHAFT

The generator rotor is dynamically balanced to better than B56861:Part 1 Grade 2.5 for minimum vibration in operation.

INSULATION/IMPREGNATION

The insulation system is class H.

All wound components are impregnated with materials and processes designed specifically to provide the high build required for static windings and the high mechanical strength required for rotating components.

QUALITY ASSURANCE

Generators are manufactured using production procedures having a quality assurance level to BS EN ISO 9001.

Standard Features and Optional Accessories

Standard Features

- Heavy duty steel base
- Vibration isolators
- Oil drain valve with extension
- Battery rack
- Battery cables
- Water jacket heater
- Owners manual
- Electronic Isochronous Governor

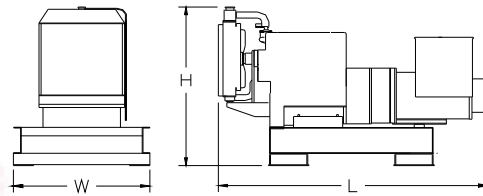
Optional Accessories

- Critical Exhaust Silencer
- Flex Exhaust Connector
- Top Mount Analog Control Panel
- End Mount Analog Control Panel
- DGC2020 Digital Control Panel
- Modem for DGC2020
- Enhanced Gen Protection for DGC2020
- Surface Mount Remote Annunciator Panel for DGC2020
- Flush Mount Remote Annunciator Panel for DGC2020
- Remote Mount Break Glass E-Stop Switch
- Line Circuit Breaker
- 3 phase sensing
- Generator strip heater
- Weather Enclosure with external muffler
- Weather Enclosure with internal muffler
- Sound Attenuated weather enclosure
- Oil Pan Heater
- Battery
- Battery Charger
- Battery Heaters
- Sub-Base Fuel Tank
- Flexible Fuel Lines
- Customize to Your Specifications


Weights and Dimensions

Overall Size, L x W x H, in.: 84 in. x 46 in. x 51 in.
Weight (Wet): 2,204 lbs.

Note: Dim and weights reflect standard open unit with no options



Note: This drawing is provided for reference only and should not be used for planning installation. Contact your local distributor for more detailed information.



GeneratorJoe®

GeneratorJoe®

4723 Muirfield Court
Santa Rosa, CA 95405

Phone: 707 542-2224

Fax: 707 542-2227

Email: sales@generatorjoe.net

Web: www.generatorjoe.net

A small business owned by service a connected disabled veteran.

Cage 1U5V7 - TIN/EIN #943026355 - Duns #054590203



Made in the USA!



Model: 100 CP & CP3

© Copyright, GeneratorJoe Inc. All Rights Reserved