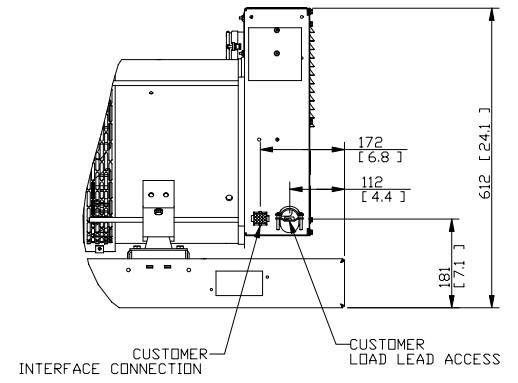
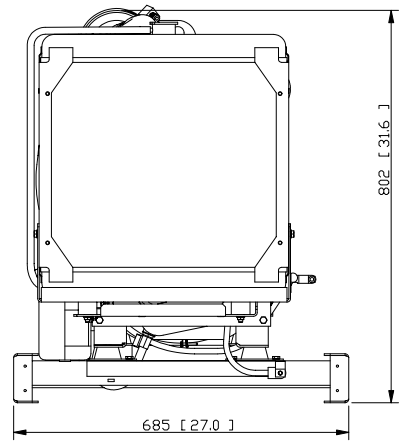
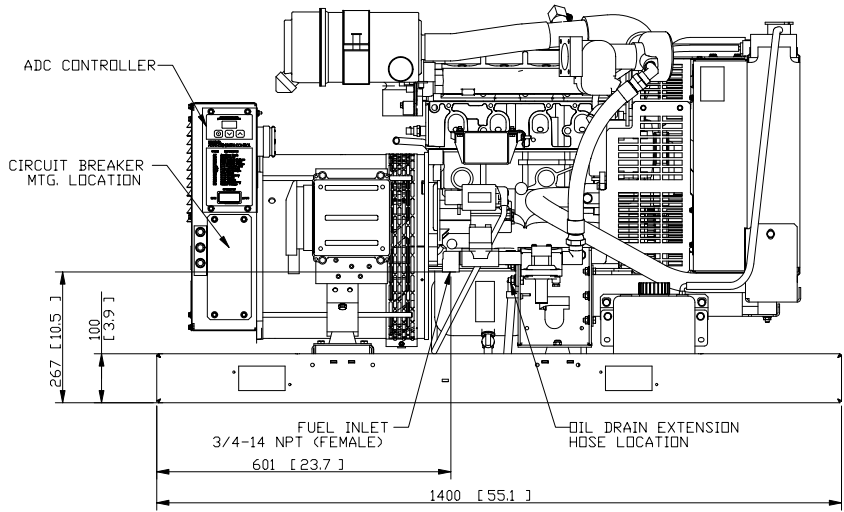


MOUNTING PAD DETAIL  
FOR WEATHER HOUSING WITH  
SOUND UPFIT KIT.  
SCALE: 125X



NOTE:  
DIMENSIONS IN [ ] ARE ENGLISH EQUIVALENTS.

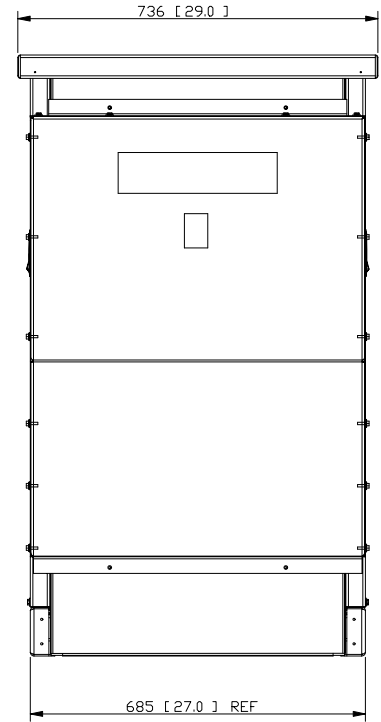
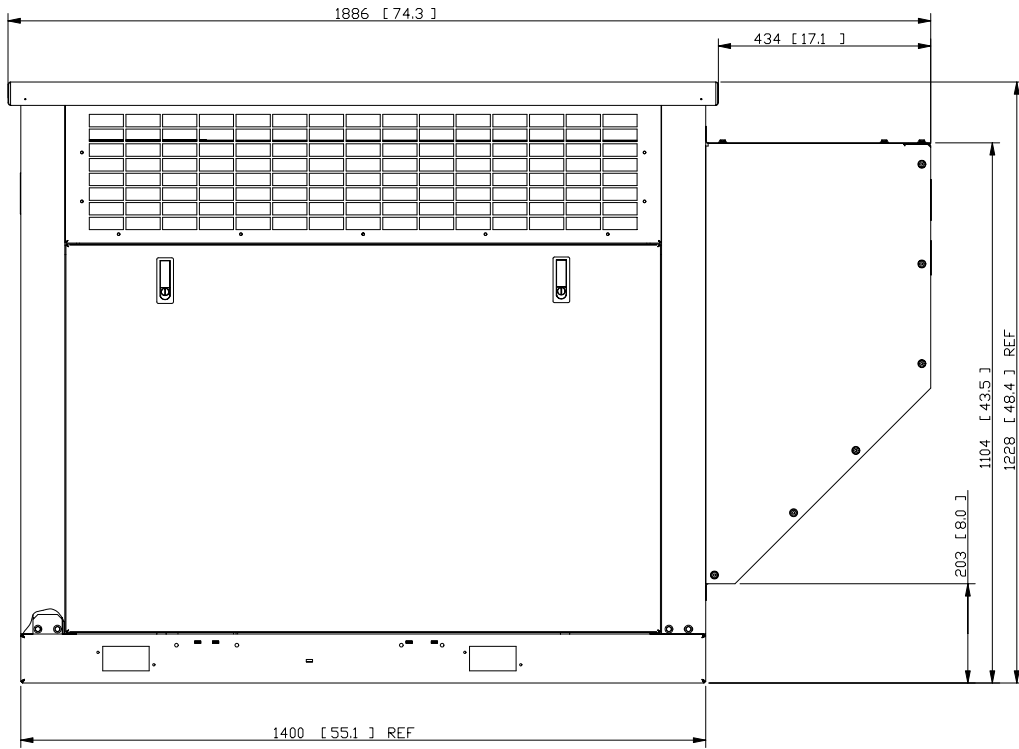
REV	DATE	REVISION	BY	UNLESS OTHERWISE SPECIFIED - 1) DIMENSIONS ARE IN MILLIMETERS 2) TOLERANCES ARE: XXX ± 0.25 XX ± 0.15 X ± 0.10 ANGLES ± 0° 30'	THIS DRAWING IS THE PROPERTY OF KOHLER CO. IT IS TO BE USED ONLY IN CONNECTION WITH KOHLER CO. WORK. ALL RIGHTS OF DESIGN OR INVENTION ARE RESERVED.
-	8-20-04	NEW DRAWING (72925)	MRS		
A	9-24-04	(A-1) SHEET 1 OF 4 WAS 1 OF 3; (C-2) MOUNTING PAD DETAIL ADDED; (73405)	BTW		
B	10-21-05	SHEET 5 ADDED (76443)	BTW		
C	1-31-06	SEE SHEETS 3 & 5 OF 5. (B-1) 182 [7.2] WAS 180 [7.1] & 614 [24.2] WAS 610 [24.0] (76667)			
D	6-8-07	SEE SHEETS 3 AND 5 (81643)	SAM		

**KOHLER CO.** METRIC PRO-E  
POWER SYSTEMS, KOHLER, WI 53044 U.S.A.  
THIS DRAWING IN DESIGN AND DETAIL IS KOHLER CO. PROPERTY AND MUST NOT BE USED EXCEPT IN CONNECTION WITH KOHLER CO. WORK. ALL RIGHTS OF DESIGN OR INVENTION ARE RESERVED.

TITLE: **DIMENSION PRINT**

SCALE: 0.2X    DATE: 8-20-04    SHEET 1 of 5

APPROVED: ADV-7000    DATE: 8-25-04



SOUND ATTENUATED WEATHER HOUSING  
(WEATHER HOUSING W/ SOUND UPFIT)

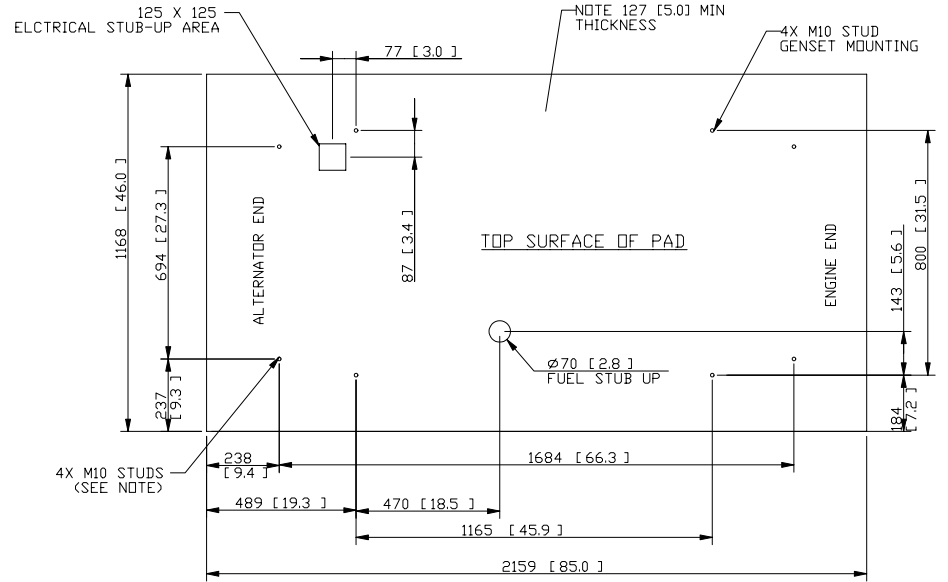
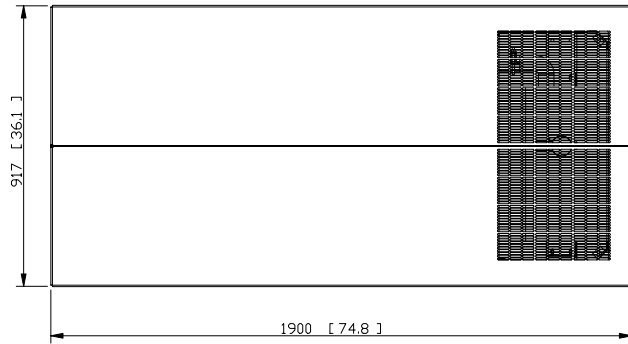
NOTES:  
DIMENSIONS IN [ ] ARE IN INCH EQUIVALENTS.

15 RES

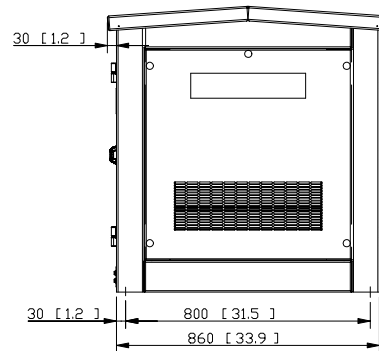
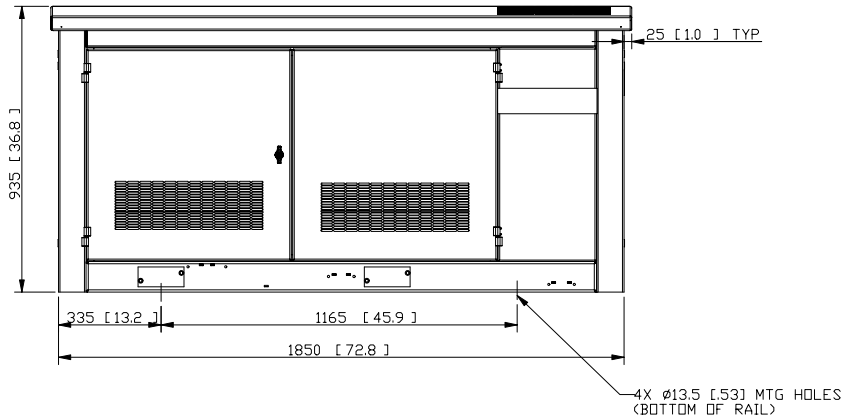
REV	DATE	REVISION	BY	UNLESS OTHERWISE SPECIFIED - DIMENSIONS ARE IN MILLIMETERS	SCALE	DATE	TITLE
-	8-20-04	NEW DRAWING (72925)	MRS	2X ± 0.25	2X	8-20-04	DIMENSION PRINT
A	9-24-04	SOUND & WEATHER HOUSING VIEW ADDED, SHEET 2 OF 4 WAS 2 OF 3 & VIEWS FROM SHEET 2 MOVED TO SHEET 3 (73405)	BTW	XX ± 1.0 X ± 0.5 ANGLES ± 0° 30'	2X	8-20-04	DIMENSION PRINT
B	10-20-05	SHEET 3 ADDED (76443)	GFR	THIS SYMBOL MEANS SURF FINISH	2X	8-20-04	DIMENSION PRINT
C	1-31-06	SEE SHEETS 1, 3 & 5 OF 5, (76667)	SAM	APPROVALS	2X	8-24-04	DIMENSION PRINT
D	6-8-07	SEE SHEETS 3 AND 5 (81643)	JMS	DATE	2X	8-24-04	DIMENSION PRINT
			AJB	APPROVED	2X	8-25-04	DIMENSION PRINT

**KOHLER CO.** METRIC PRO-E  
POWER SYSTEMS, KOHLER, WI 53044 U.S.A.  
THIS DRAWING IN DESIGN AND DETAIL IS KOHLER CO.  
PROPERTY AND MUST NOT BE USED EXCEPT IN  
CONNECTION WITH KOHLER CO. WORK. ALL RIGHTS OF  
DESIGN OR INVENTION ARE RESERVED.

SCALE: 2X  
DATE: 8-25-04  
SHEET 2 of 5  
ADV-7000



**MOUNTING PAD DETAIL**  
FOR USE W/DROP OVER SOUND HOUSE ONLY



NOTE:  
4X ADDITIONAL M10 MOUNTING STUDS AT CORNERS  
ARE FOR WIND RATINGS ABOVE 110 MPH TO 150 MPH.  
FOR USE WITH HIGH WIND KIT.

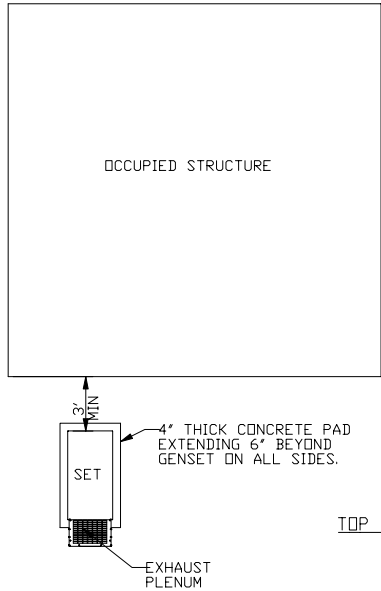
NOTE: FOR INFORMATION ON PREVIOUS DROP-OVER ENCLOSURE SEE ADV-6916

REV	DATE	REVISION	BY	UNLESS OTHERWISE SPECIFIED: DIMENSIONS ARE IN MILLIMETERS DIMENSIONS AND TOLERANCES AND ANGLES ± 0.25 SURFACE FINISH MAX.	TITLE
B	10-21-05	SHEET 5 ADDED [76443]	BTW		<b>KOHLER CO. METRIC PRO-E</b> POWER SYSTEMS, KOHLER, WI 53044 U.S.A. THIS DRAWING IN DESIGN AND DETAIL IS KOHLER CO. PROPERTY AND MUST NOT BE USED EXCEPT IN CONNECTION WITH KOHLER CO. WORK. ALL RIGHTS OF DESIGN OR INVENTION ARE RESERVED. DIMENSION PRINT
C	1-31-06	SEE SHEET 1 & 5 OF 5. (D-4) 355 [14.0] WAS 582 [22.9] & 630 [24.8] WAS 757 [29.8] (D-3) 900 [35.4] WAS 1100 [43.31] (C-4) 420 [16.5] WAS 647 [25.5] & 801 [31.5] WAS 1028 [40.5] [76667]			
		VIEWS UPDATED TO NEW HOUSING [81643]	GFR	APPROVALS DATE	
D	6-8-07		SAM	MRS 8-20-04 JMS 8-24-04 AJB 8-25-04	
				SCALE 1:25X ADV-7000	

15-30 RES

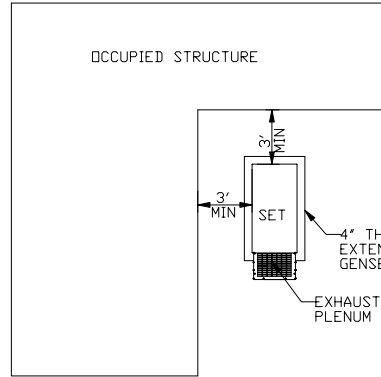
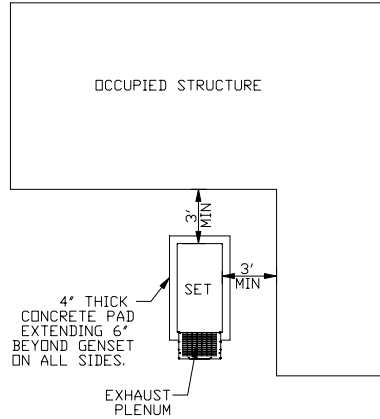
D

# RESIDENTIAL INSTALLATION GUIDE



TOP VIEW

PREFERRED

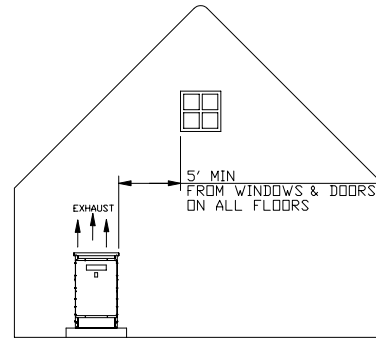


TOP VIEW

ACCEPTABLE

- 1) EXHAUST END IS AWAY FROM THE STRUCTURE.
- 2) EXHAUST IS NOT DIRECTED AT PLAY AREAS, PATIOS, UNDER OVERHANGS OR AREAS WHERE PEOPLE CONGREGATE.
- 3) THE NEAREST WINDOW, VENT, DOOR OR SIMILAR STRUCTURE OPENING IS AT LEAST 5' FROM THE EXHAUST END OF THE SET.
- 4) SET HAS PROPER OFFSET FROM STRUCTURE.
- 5) WINDOWS & DOORS ON ADJACENT WALLS ARE CLOSED.
- 6) FURNACE AND OTHER SIMILAR INTAKES ARE AT LEAST 10' FROM EXHAUST END OF SET.
- 7) REFER TO OWNERS MANUAL FOR OTHER INSTALLATION CONSTRAINTS.

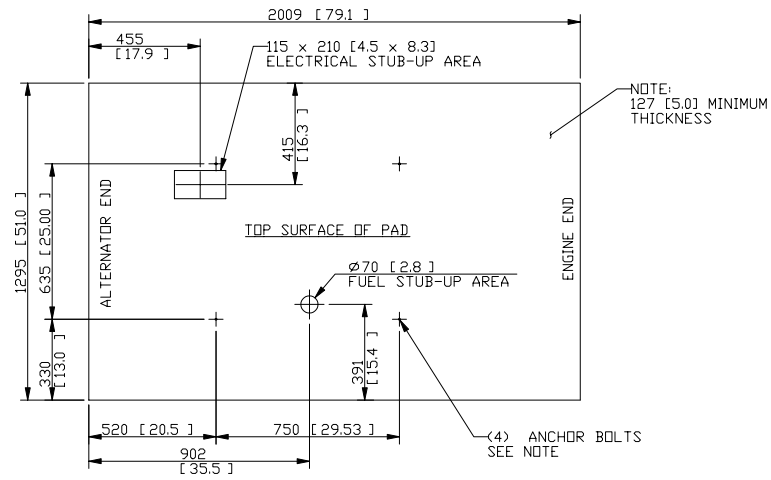
- 1) EXHAUST IS AWAY OR PARALLEL TO STRUCTURE.
- 2) EXHAUST IS NOT DIRECTED AT PLAY AREAS, PATIOS, UNDER OVERHANGS OR AREAS WHERE PEOPLE CONGREGATE.
- 3) THE NEAREST WINDOW, VENT, DOOR OR SIMILAR STRUCTURE OPENING IS AT LEAST 5' FROM THE EXHAUST END OF THE SET.
- 4) SET HAS PROPER OFFSET FROM STRUCTURE.
- 5) WINDOWS & DOORS ON ADJACENT WALLS ARE CLOSED.
- 6) FURNACE AND OTHER SIMILAR INTAKES ARE AT LEAST 10' FROM EXHAUST END OF SET.
- 7) REFER TO OWNERS MANUAL FOR OTHER INSTALLATION CONSTRAINTS.



FRONT ELEVATION VIEW

REV	DATE	REVISION	BY	UNLESS OTHERWISE SPECIFIED - 1) DIMENSIONS ARE IN MILLIMETERS 2) TOLERANCES AND: XXX ± 0.25 SURFACE FINISH ANGLES ± 0° 30'
A	9-24-04	(A-1) SHEET 4 ADDED & INSTALLATION GUIDE	BTW	
B	10-21-05	SHEET 5 ADDED (76443)	BTW	
C	1-31-06	SEE SHEET 1, 3 & 5 OF 5 (76667)	GFR	
D	6-8-07	SEE SHEETS 3 AND 5 (81643)	SAM	
		APPROVALS	DATE	
		DRAWN	BTW	9-24-04
		CHECKED	JMS	9-24-04
		APPROVED	AJB	9-24-04

<b>KOHLER CO.</b> METRIC PRO-E	
POWER SYSTEMS, KOHLER, WI 53044 U.S.A.	
THIS DRAWING IN DESIGN AND DETAIL IS KOHLER CO. PROPERTY AND MUST NOT BE USED EXCEPT IN CONNECTION WITH KOHLER CO. WORK. ALL RIGHTS OF DESIGN OR INVENTION ARE RESERVED.	
TITLE	
DIMENSION PRINT	
SCALE 1/2" = 1'-0"	DWG NO. ADV-7000
SHEET 4 OF 5	D



MOUNTING PAD DETAIL  
FOR WEATHER HOUSING WITH SOUND UPFIT KIT

NOTE:  
ANCHOR BOLTS WILL BE SUBJECTED TO:  
- PULL-OUT FORCE OF 337 Kg [744 LBS]  
- SHEAR LOAD OF 170 Kg [375 LBS.]  
SIZE ANCHOR BOLTS BASED ON THESE  
VALUES, INCLUDING A SAFETY FACTOR  
DETERMINED BY STATE CODE.

HIGH WIND MOUNTING DETAIL FOR SKID MOUNTED  
SOUND ENCLOSURE IS INCLUDED ON SHEET 3

150 MPH - HIGH WIND  
MOUNTING DETAIL

REV	DATE	REVISION	BY	UNLESS OTHERWISE SPECIFIED - DIMENSIONS ARE IN MILLIMETERS	<b>KOHLER CO.</b> METRIC PRO-E POWER SYSTEMS, KOHLER, WI 53044 U.S.A. THIS DRAWING IN DESIGN AND DETAIL IS KOHLER CO. PROPERTY AND MUST NOT BE USED EXCEPT IN CONNECTION WITH KOHLER CO. WORK. ALL RIGHTS OF DESIGN OR INVENTION ARE RESERVED.
B	10-26-05	SHEET 6 ADDED [76443]	BTW	Ø TOLERANCES AND: XXX ± 0.25 SURFACE FINISH X ± 1.5 MAX.	
C	1-31-06	SEE SHEETS 1 & 3 OF 5, (D-7) 783 [30.8] WAS 683 [26.9] & 900 [35.4] WAS 1100 [43.31] [76667]	GFR	THIS TABLE RELECTS	
D	6-8-07	SOUND HOUSING MOUNTING PAD VIEW REMOVED (A-2) WIND NOTE ADDED, SEE SHEET 3 [81643]	SAM	APPROVALS DATE	
				DRAWN BTW 10-26-05	
				CHECKED JMS 10-26-05	
				APPROVED JJN 10-26-05	
				SCALE 1X CAD NO.	SHEET 5 of 5
				TYPE NO. ADV-7000	D