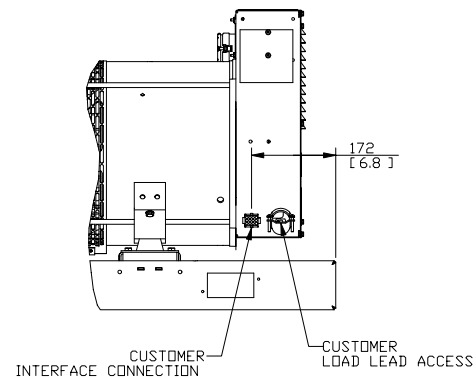
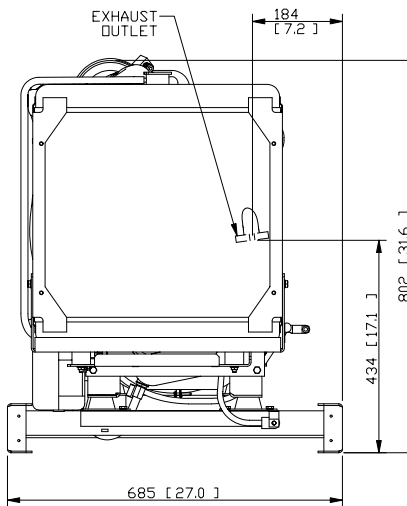
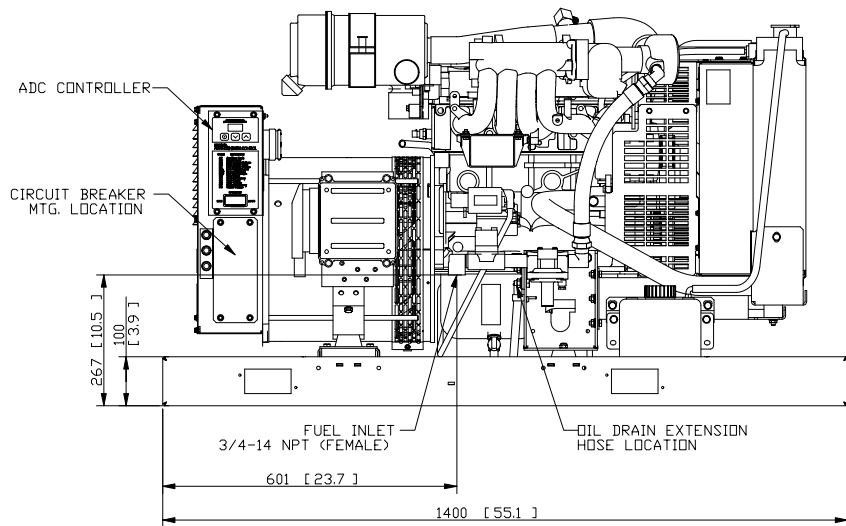


**MOUNTING PAD DETAIL**  
 TYPICAL FOR OPEN UNIT,  
 WEATHER HOUSING & WEATHER  
 HOUSING W/SOUND UPFIT KIT.  
 SEE SHEET 5 FOR SOUND HOUSING.  
 SCALE: .125X



NOTE:  
 DIMENSIONS IN [ ] ARE ENGLISH EQUIVALENTS.

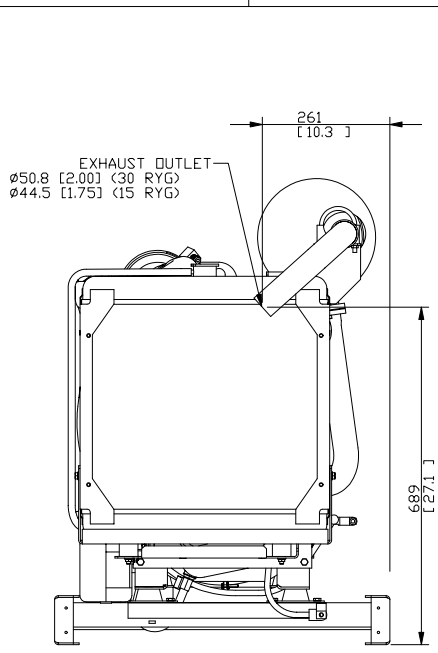
REV	DATE	REVISION	BY	UNLESS OTHERWISE SPECIFIED - DIMENSIONS ARE IN MILLIMETERS
C	10-21-05	SHEET 6 ADDED [76443]	BTW	2 TOLERANCES AND: XX ± 0.25 SURFACE FINISH XX ± 10° MAX. ANGLES ± 0° 30'
D	1-30-06	SEE SHEETS 2, 3, 5 & 6 OF 6. (B-B) 269 WAS 264. (A-7) 601 WAS 602. (B-3) 788 WAS 783. (D-7) 557 WAS 649. [76667]	GFR	THIS DRAWING IS THE PROPERTY OF KOHLER CO. ALL RIGHTS OF DESIGN OR INVENTION ARE RESERVED.
E	6-11-07	SHEET 1-7 WAS 1-6. SEE SHEETS 5,6 & 7 [81643]	SAM	

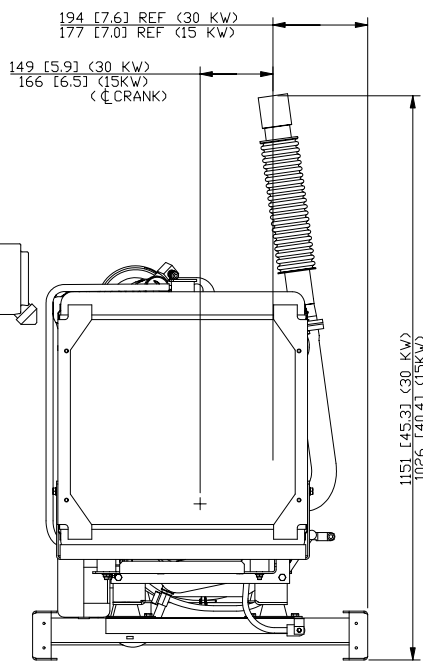
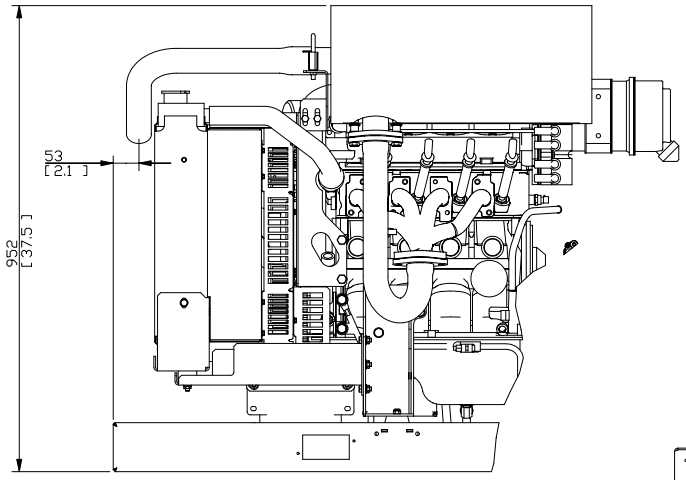
APPROVALS	DATE	SCALE	DWG NO.	SHEET 1 of 7
DRAWN MRS	12-22-03	SCALE 0.2X	DWG NO. ADV-6916	
CHECKED MRS	12-22-03			
APPROVED LGB	12-22-03			

15-30 RYG

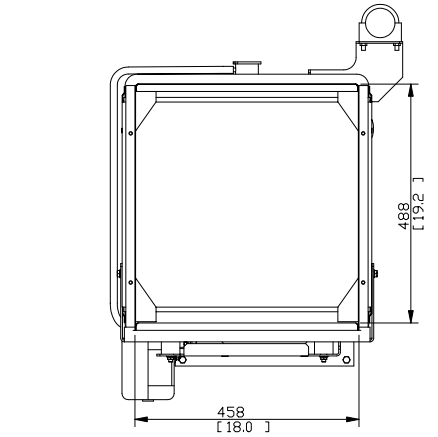
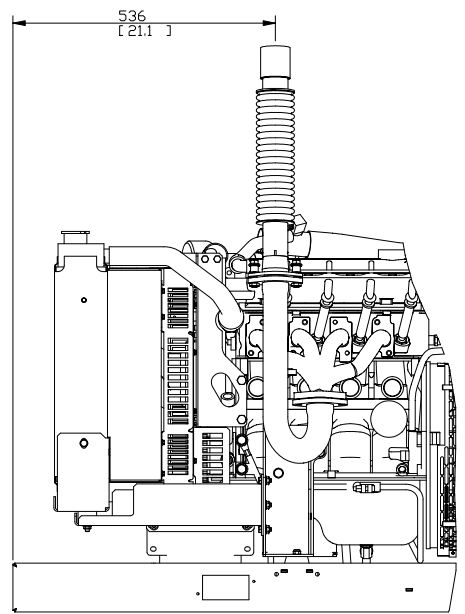
**KOHLER CO.** METRIC PRO-E  
 POWER SYSTEMS, KOHLER, WI 53044 U.S.A.  
 THIS DRAWING IN DESIGN AND DETAIL IS KOHLER CO.  
 PROPERTY AND MUST NOT BE USED EXCEPT IN  
 CONNECTION WITH KOHLER CO. WORK. ALL RIGHTS OF  
 DESIGN OR INVENTION ARE RESERVED.  
 TITLE: DIMENSION PRINT



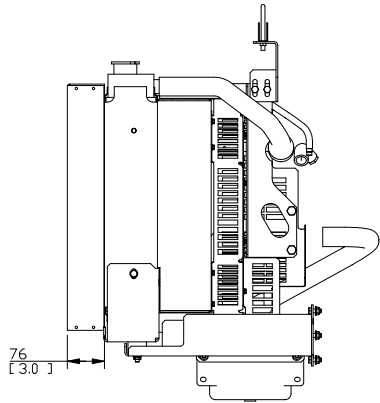
ENGINE MOUNTED EXHAUST



FLEXIBLE EXHAUST

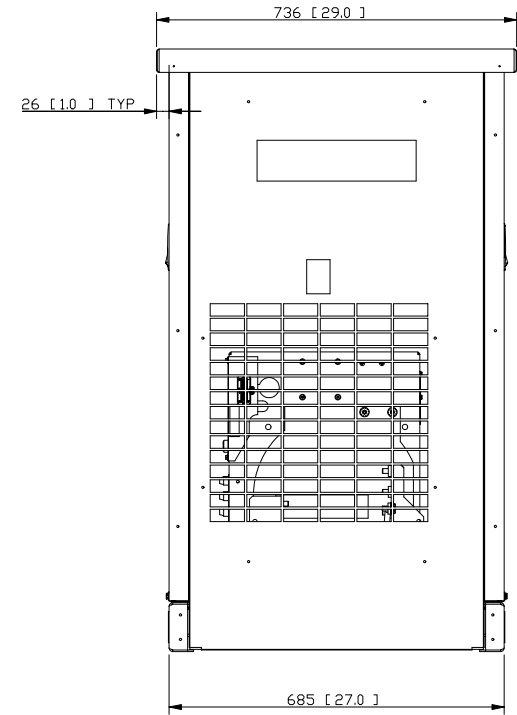
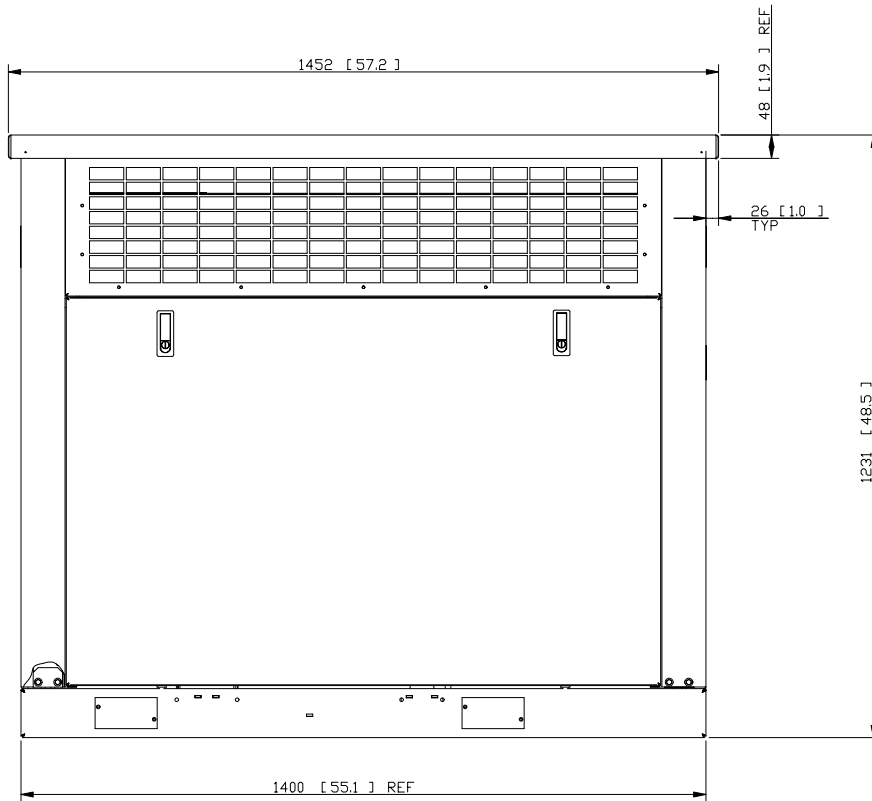


DUCT FLANGE



NOTE:  
DIMENSIONS IN [ ] ARE ENGLISH EQUIVALENTS.

REV	DATE	REVISION	BY	UNLESS OTHERWISE SPECIFIED - 1) DIMENSIONS ARE IN MILLIMETERS 2) TOLERANCES ARE: XXX ± 0.25 XX ± 0.5 X ± 1.0 ANGLES ± 0° 30'	APPROVALS	DATE	SCALE	DWG NO.	TITLE	SHEET	OF
-	1-23-04	NEW DRAWING (71087)	MRS						<b>KOHLER CO.</b> METRIC PRO-E POWER SYSTEMS, KOHLER, WI 53044 U.S.A. THIS DRAWING IN DESIGN AND DETAIL IS KOHLER CO. PROPERTY AND MUST NOT BE USED EXCEPT IN CONNECTION WITH KOHLER CO. WORK. ALL RIGHTS OF DESIGN OR INVENTION ARE RESERVED.	2	7
A	4-13-04	UPDATE PER PRE-PRO BUILD. (71971)	MRS					DIMENSION PRINT			
B	7-1-04	SHT 2 WAS SHT4. (72791)	MRS								
C	10-21-05	SHEET 6 ADDED (76443)	MRS								
D	1-30-06	SEE SHEETS 1, 3, 5 & 6 OF 6, (C-7) 691 (27.2) WAS 686 (27.0) AND 954 (37.5) WAS 949 (37.4), (A-6) 76 (3.0) WAS 74 (2.9) (76667)	BTW								
E	6-12-07	2-7 WAS 2-6, SEE SHEETS 5, 6 & 7 (81643)	SAM					15-30 RYG	ADV-6916	D	



WEATHER HOUSING

NOTE:  
DIMENSIONS IN [ ] ARE ENGLISH EQUIVALENTS.

REV	DATE	REVISION	BY	UNLESS OTHERWISE SPECIFIED - DIMENSIONS ARE IN MILLIMETERS TOLERANCES AND SURFACE FINISH	APPROVALS	DATE
-	12-22-03	NEW DRAWING [71087]	MRS	XXX ± 0.25		
A	4-13-04	UPDATE PER PRE-PRO BUILD. [71971]	MRS	ANGLES ± 0° 30'		
B	7-1-04	SHT 3 WAS SHIT2. [72791]	MRS			
C	10-21-05	SHEET 6 ADDED [76443]	BTW			
D	1-30-06	SEE SHEETS 1, 2, 5 & 6 OF 6. (B-4) 1233 [48.6] WAS 1228 [48.4] (D-4) 49 [1.9] REF.				
E	6-12-07	3-7 WAS 3-6, SEE SHEETS 5, 6 & 7 [81643]				

**KOHLER CO.** METRIC PRO-E  
POWER SYSTEMS, KOHLER, WI 53044 U.S.A.  
THIS DRAWING IN DESIGN AND DETAIL IS KOHLER CO.  
PROPERTY AND MUST NOT BE USED EXCEPT IN  
CONNECTION WITH KOHLER CO. WORK. ALL RIGHTS OF  
DESIGN OR INVENTION ARE RESERVED.

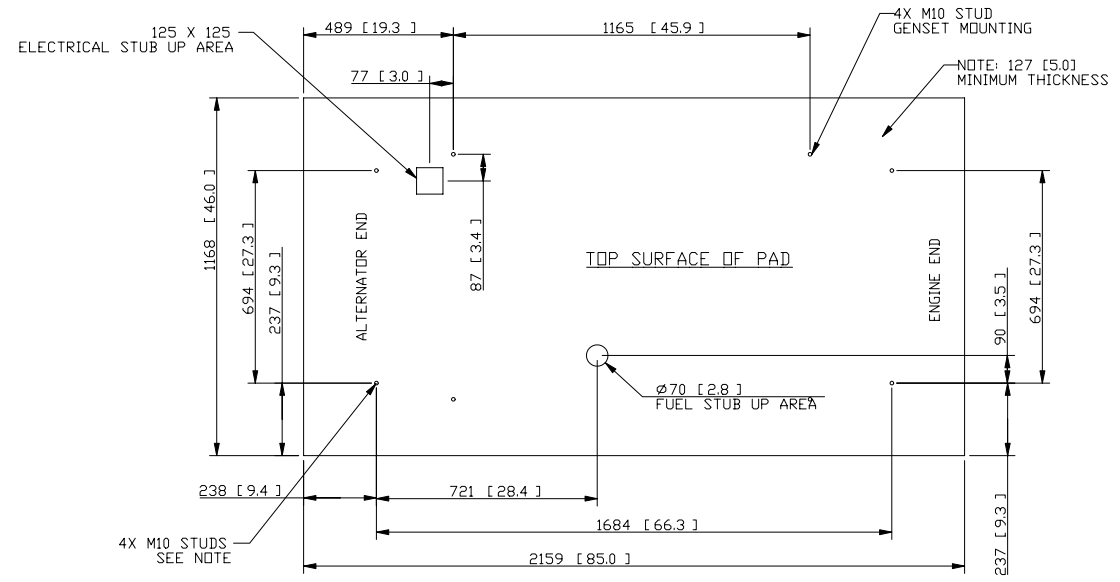

TITLE: **DIMENSION PRINT**

SCALE: 02X CAD NO.: ADV-6916 SHEET 3 of 7

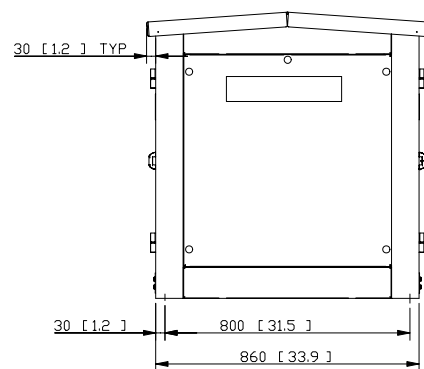
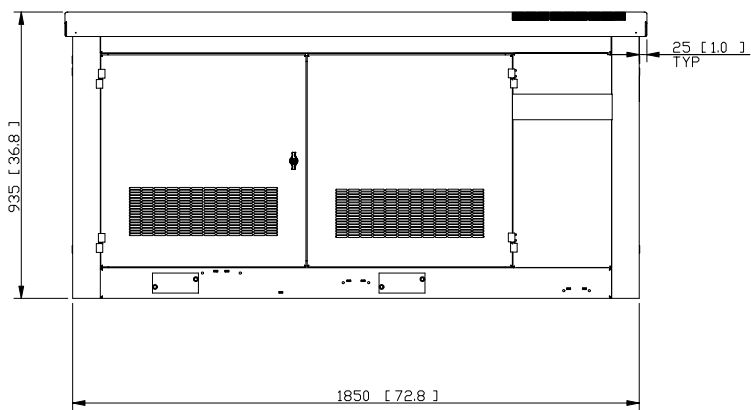
APPROVED: LGB 12-22-03

15-30 RYG





MOUNTING PAD DETAIL  
FOR USE W/SKID MOUNTED SOUND HOUSE ONLY



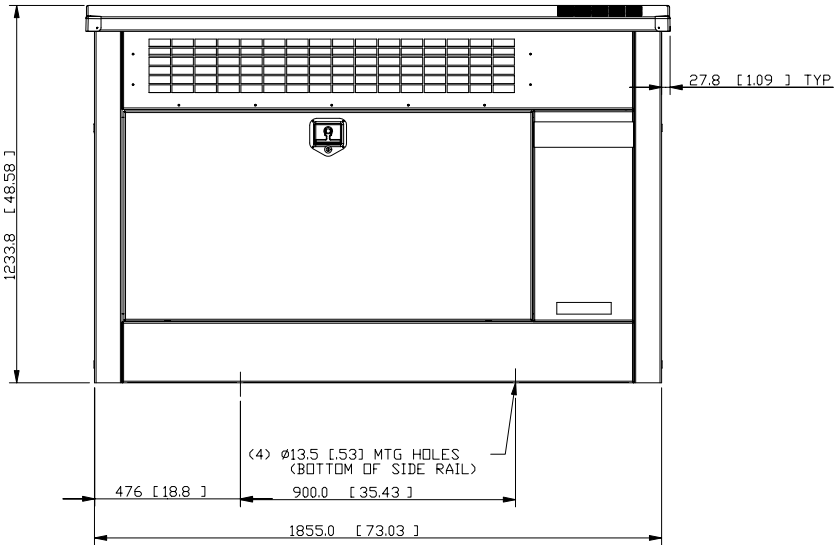
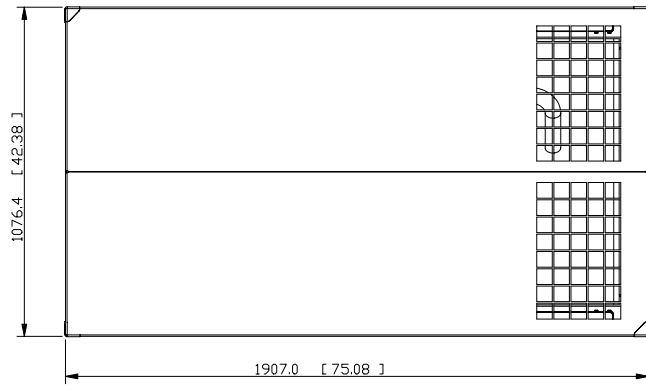
NOTE:  
4 ADDITIONAL M10 MOUNTING STUDS AT CORNERS ARE FOR WIND RATINGS ABOVE 110 MPH TO 150 MPH. FOR USE WITH HIGH WIND KIT.

REV	DATE	IN COMPOSITE DWGS, SEE PART NO. FOR REVISION LEVEL	BY	UNLESS OTHERWISE SPECIFIED - DIMENSIONS ARE IN MILLIMETERS	SCALE	DATE	TITLE
B	7-1-04	SHEET 5 ADDED. [72791]	MRS	± 0.25 TOLERANCES AND ± 0.25 ANGLES ± 0° 30'	1:1	6-24-04	DIMENSION PRINT
C	10-21-05	SHEET 6 ADDED [76443]	BTW	± 0.25 TOLERANCES AND ± 0.25 ANGLES ± 0° 30'	1:1	6-28-04	DIMENSION PRINT
D	1-30-06	SEE SHEETS 1, 2, 3 & 6 OF 6. (D-4) 355 [14.0] WAS 582 [22.9] AND 630 [24.8] WAS 757 [29.8] (D-3) 900 WAS 1100 (C-3) 420 [16.5] WAS 647 [25.5] AND 801 [31.5] WAS 1028 [40.5] [76667]					
F	6-12-07	5-7 WAS 5-6, INFO MOVED TO SHEET 6, NEW HOUSING DATA ADDED, SEE SHEETS 6 & 7 [01643]	SAM			6-30-04	

**KOHLER CO.** METRIC PRO-E  
POWER SYSTEMS, KOHLER, WI 53044 U.S.A.  
THIS DRAWING IN DESIGN AND DETAIL IS KOHLER CO. PROPERTY AND MUST NOT BE USED EXCEPT IN CONNECTION WITH KOHLER CO. WORK. ALL RIGHTS OF DESIGN OR INVENTION ARE RESERVED.

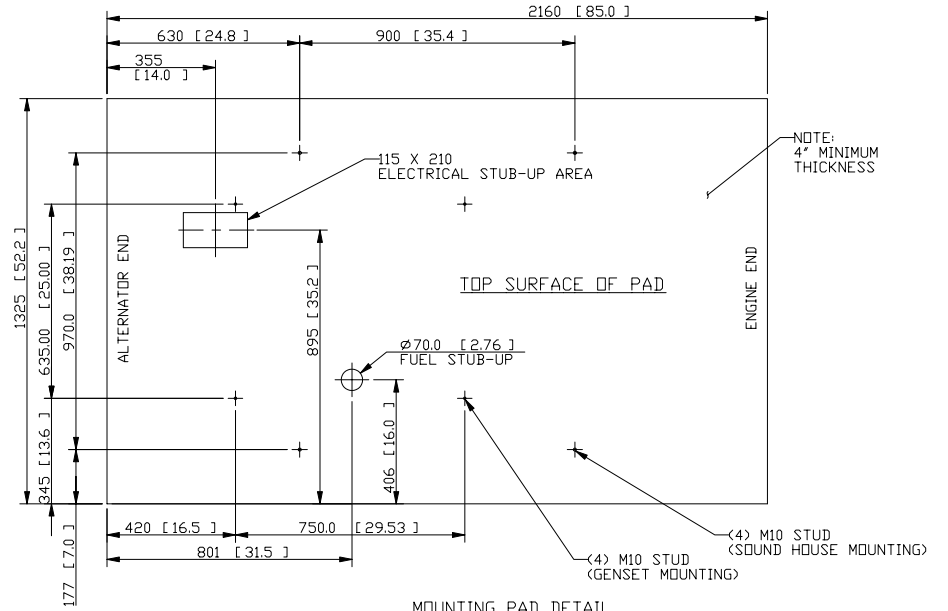
ADV-6916

SHEET 5 of 7

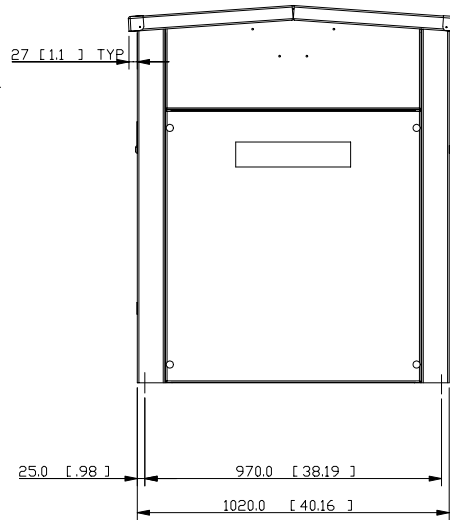


**DROP OVER  
SOUND HOUSING**

NOTE: ONLY AVAILABLE AS A LOOSE KIT FOR FIELD UPGRADES



**MOUNTING PAD DETAIL**  
FOR USE W/DROP OVER SOUND HOUSE ONLY



REV	DATE	REVISION	BY	UNLESS OTHERWISE SPECIFIED - DIMENSIONS ARE IN MILLIMETERS
C	10-21-05	SHEET 6 ADDED [76443]	BTW	5 TOLERANCES AND: XXX ± 0.25
D	1-30-06	SEE SHEETS 1, 2, 3 & 5 OF 6. (D-7) 783 [30.8] WAS 683 [26.9] AND 900 [35.4] WAS 1100 [43.3] [76667]	GFR	XX ± 1.0 SURFACE FINISH ANGLES ± 0° 30'
E	6-12-07	6-7 WAS 6-6, INFO MOVED TO SHEET 7, INFO FROM SHEET 5 ADDED, SEE SHEETS 5 & 7 [81643]	SAM	THIS SHALL BE THE MAX.
			APPROVALS	DATE
			DRAWN	BTW 10-26-05
			CHECKED	JMS 10-26-05
			APPROVED	JUN 10-26-05

**KOHLER CO.** METRIC | PRO-E  
POWER SYSTEMS, KOHLER, WI 53044 U.S.A.  
THIS DRAWING IN DESIGN AND DETAIL IS KOHLER CO.  
PROPERTY AND MUST NOT BE USED EXCEPT IN  
CONNECTION WITH KOHLER CO. WORK. ALL RIGHTS OF  
DESIGN OR INVENTION ARE RESERVED.

TITLE: **DIMENSION PRINT**

SCALE: 125X | SHEET: 6 of 7  
ADV-6916 | D

