

MODEL	ALTERNATOR	WEIGHT (WET)
40	4P5/405	692 KG (1525 LBS)
40/45	4P7/407	733 KG (1616 LBS)
45	4P8	753 KG (1660 LBS)
45	4010	796 KG (1755 LBS)

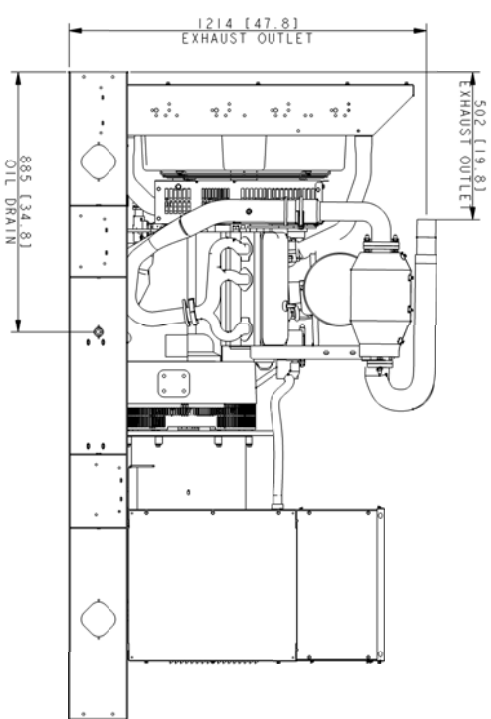
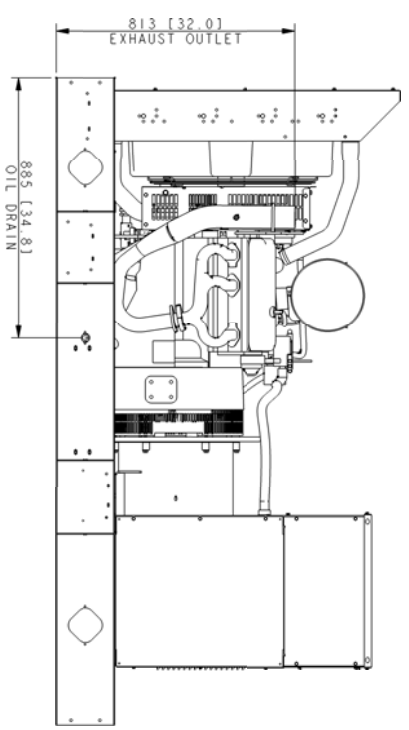
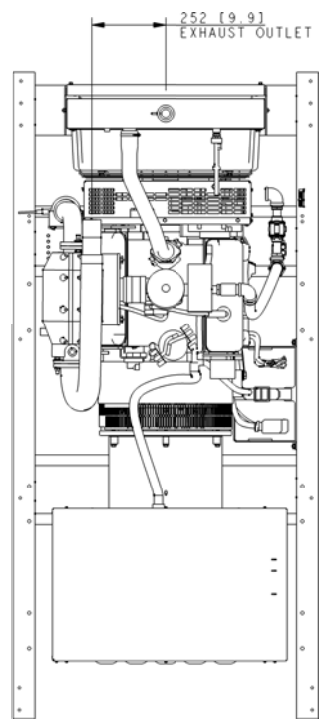
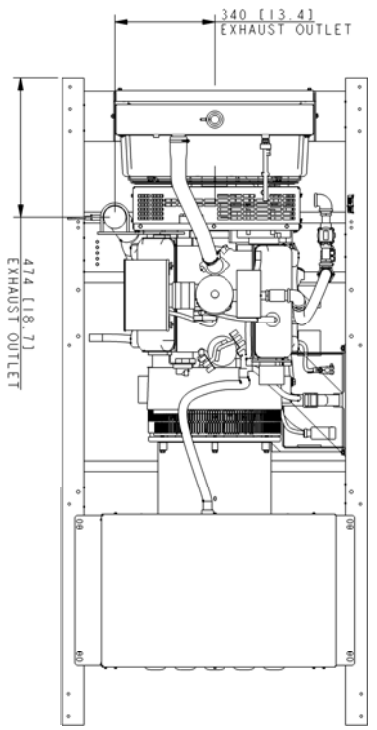
- NOTES:
- IBC CERTIFICATION IS APPLICABLE OR REQUIRED. SEE SET/SM/ADV FOR INSTALLATION INSTRUCTIONS.
  - DIMENSIONS IN ( ) ARE ENGLISH STANDARD EQUIVALENTS.
  - \* - ASTERISK DENOTES 864 (34.0) SKID WIDTH.

40 MODEL, 4P5/405/407  
45 MODEL, 4P7/407/4010  
RECONNECTABLE  
IMPROVED MOTOR STARTING (IMS)  
8 600W ALTERNATOR  
4.3 LITER GM 2009 EMISSIONS

REV	DATE	BY	DESCRIPTION
1	5-21-10	10	CONCEPT ENGR. SET PART NO. FOR DESIGN USE.
2	8-8-11	10	DECISION CONTROLLER VIEW ADDED (88003)
3	8-8-11	10	VIEW UPDATED FOR UL GAP STYLE J-BOX (CC-3)
4	9-12-01	10	VIEW FOR DEC 3000 CONTROLLER REMOVED
5	1-24-13	10	REMOVED FBW J55 & 289 DIMENSIONS (CT131813)
6	5-2-13	10	VIEW FOR DEC 3000 CONTROLLER REMOVED
7	9-15-14	10	SEE SHEET 2 (CT131813)

REV	DATE	BY	DESCRIPTION
1	2-27-08	10	POWER SYSTEMS, KOHLER, W 5364 9.5 A.
2	2-27-08	10	PROBES AND METERS TO BE USED EXCEPT KOHLER CO. CONNECTORS WITH KOHLER OR BIRD ALL RIGHTS OF
3	2-27-08	10	ADV-7670



PRIME UNITS ONLY

40 MODEL, 4P5/405/407  
45 MODEL, 4P7/4P8/4010  
RECONNECTABLE,  
IMPROVED MOTOR STARTING (IMS)  
& 600V ALTERNATOR  
4.3 LITER GM 2009 EMISSIONS

REV	DATE	BY	CHKD	APP'D	DESCRIPTION
2	2-10-09	NEW DRAWING			NEW DRAWING (861123)
A	8-12-09	(B-4-3) VIEWS UPDATED			(88264)
B	1-28-10	SEE SHEET 1 (89102)			
C	3-24-10	SEE SHEET 1 OF 2 (89097)			
D	5-27-10	SEE SHEET 1 (89809)			
E	8-8-11	VIEWS UPDATED, SEE SHEET 1 (91290)			
F	1-24-13	SEE SHEET 1 (C735983)			
G	5-2-13	(C-8) 407 ADDED TO 245 & 410 DIM (C745983)			
H	9-15-14	(A-3) PRIME ONLY VIEW ADDED (C193079)			

**KOHLER CO.** METRIC PROE  
 KOHLER SYSTEMS, KOHLER, WI 53044 U.S.A.  
 POWER SYSTEMS, KOHLER, WI 53044 U.S.A.  
 PROPERTIES AND METADATA BE HELD EXCEPT KOHLER CO.  
 CONTACT FOR METADATA INFORMATION: ALL RIGHTS OF  
 KOHLER SYSTEMS, KOHLER, WI 53044 U.S.A.  
 DIMENSION PRINT  
 40/45 GM  
 ADV-7670