




Generator Joe®



Made in the USA!



Centurion "K"™ Series Model: CK30 & CK30-3

Ratings Diesel

Single and/or Three Phase Available

		60Hz	50Hz
Standby:	kW	30.0	29.9
	kVA	37.5	31.1
Prime:	KW	28.0	22.4
	KVA	35.0	28.0

MODEL FEATURES:

- ◇ CARB & EPA Certified Tier 3 or 4
- ◇ Available in Single or 3-phase models
- ◇ Available in 60 Hz or 50 Hz
- ◇ 1800/1500 RPM operation for long life
- ◇ Brushless generator with automatic voltage regulator
- ◇ Main line set mounted commercial grade circuit breaker
- ◇ Open unit or powder coated steel enclosure with sound attenuation & locking doors
- ◇ Heavy duty aluminum radiator with pusher fan and guards
- ◇ Heavy duty dry type air cleaner
- ◇ Spin on 2-micron fuel filter
- ◇ Fuel & water separator standard
- ◇ 12VDC starting motor and a 50A 12VDC alternator
- ◇ Safety shutdowns for high water temp, low oil pressure, & low coolant

Generator	Voltage	PH	Hz	Standby Rating		Prime Rating	
				kW/kVA	Amps	kW/kVA	Amps
Stamford	120/208	3	60	30/37.5	104	28/35	97
	127/220	3	60	30/37.5	88	28/35	84
	120/240	3	60	30/37.5	90	28/35	92
	139/240	3	60	30/37.5	81	28/35	92
	120/240	1	60	20/20	100	22/22	92
	220/380	3	60	30/37.5	51	28/35	64
	240/416	3	60	30/37.5	47	28/35	59
	254/440	3	60	30/37.5	44	28/35	59
	277/480	3	60	30/37.5	45	28/35	42
	347/600	3	60	30/37.5	36	28/35	34

- ◇ Factory load tested prior to shipment
- ◇ Service reminders for air and fuel filters
- ◇ Advanced Deep Sea electronic controller with display
- ◇ Convenient single side service
- ◇ 12 VDC fuel pump with bulkheads for easy connection
- ◇ 4 point mounting system with vibration isolators
- ◇ Air Intake from end, air exhaust as appropriate
- ◇ Customized to your specifications

RATINGS: All three-phase units are rated at 0.8 power factor. All single-phase units are rated at 1.0 power factor.

STANDBY RATINGS: Standby ratings apply to installations served by a reliable utility source. The standby rating is applicable to varying loads for the duration of a power outage. There is no overload capability for this rating. Ratings are in accordance with ISO-3046/1, BS 5514, AS 2789, and DIN 6271.

PRIME POWER RATINGS: Prime power ratings apply to installations where utility power is unavailable or unreliable. At varying loads the number of generator set operating hours is unlimited. A 10% overload capacity is available for one hour in twelve. Ratings are in accordance with ISO-8528/1, overload power in accordance with ISO-3046/1, BS5514, AS2789, and DIN 6271. For limited running time and base load ratings consult the factory. The generator set manufacturer reserves the right to change the design or specifications without notice and without any obligation or liability whatsoever.

GENERAL GUIDELINES FOR DERATION: Altitude: Derate 0.5% per 100m (328 ft.) elevation above 1000m (3279 ft.) Temperature: Derate 1.0% per 10°C (18°F) temperature above 40°C (104°F).

Engine Application Data

ENGINE SPECIFICATIONS		
ENGINE BRAND		Kirloskar
ENGINE MODEL		4R810NA1 (VRD30 / VRD20)
ENGINE TYPE		Vertical, Liquid-Cooled, Diesel
EMISSIONS		Tier IV
NUMBER OF CYLINDERS		4 inline
BORE & STROKE	<i>mm (in)</i>	96 x 112 (3.8 x 4.4)
TOTAL DISPLACEMENT		3.24 liters
COMBUSTION TYPE		Direct Injection Type
ASPIRATION		Naturally Aspirated
LUBRICANT		SAE15W40, CI4
STARTING MOTOR		12V, 1.2 kW
CHARGING ALTERNATOR		12V, 30A
OIL CHANGE INTERVAL		500 Hours
GENERATOR SPECIFICATIONS		
OUTPUT VOLTAGE	<i>60 hz.</i>	120/240 VAC 1 phase or 120/240, 120/208 or 277/480 VAC 3 phase
POWER OUTPUT		30 kW Standby; 28 kW Prime
AMPERAGE		See Chart on Page 1
FUEL CONSUMPTION	<i>gph (lph)</i>	2.59 (9.8) @ Full Load 1.24 (4.7) @ Half Load
WEIGHT	<i>lbs. (kg)</i>	871 (395)



GeneratorJoe®

OEM - DISTRIBUTOR - PACKAGER



kirloskar



Control Panel

STATE OF THE ART CONTROL



Deep Sea 4510 MKII is a UL listed controller provides the ultimate in control and protection. The controller provides manual and remote starting capability, as well as, available auto start on low battery. Automatic shutdowns and warnings help prevent damage in the event a problem is encountered. In the unlikely event a shutdown occurs, the DS4510's J1939 compatibility, ability to display J1939 Diagnostic Trouble Codes, and 150 Event Log will make troubleshooting easy. The DS4510, additionally, provides metering and instrumentation for the engine and generator. Capable of displaying Oil Pressure, Engine Temperature, Engine Hours, RPM, Battery Voltage, A/C Voltage and A/C Amperage; the DS4510 gives you the information you want with the press of a button. This advanced control module is UL Recognized and NFPA 110 compatible and ensures the generator engine is fully monitored for improved operating performance.

AC Alternator Specifications

STANDARDS

Stamford industrial generators meet the requirements of BS EN 60034 and the relevant section of other international standards such as B55000, VDE 0530, NEMA MG1-32, 1EC34, CSA C22.2-100, A51359. Other standards and certifications can be considered on request.

VOLTAGE REGULATOR AS480 AVR

This sophisticated AVR is incorporated into the Stamford Permanent Magnet Generator (PMG) control system. The PMG provides power via the AVR to the main exciter, giving a source of constant excitation power independent of generator output. The main exciter output is then fed to the main rotor, through a full wave bridge, protected by a surge suppressor. The AVR has in-built protection against sustained over-excitation, caused by internal or external faults. This de-excites the machine after a minimum of 5 seconds.

An engine relief load acceptance feature can enable full load to be applied to the generator in a single step. The AS480 AVR includes three-phase rms sensing, for improved regulation and performance with greatly unbalanced or highly non-linear loads. Over voltage protection is built-in and short circuit current level adjustments are available.

WINDINGS & ELECTRICAL PERFORMANCE

All generator stators are wound to 2/3 pitch. This eliminates triplen (3rd, 9th, 15th ...) harmonics on the voltage waveform and is found to be the optimum design for trouble-free supply of non-linear loads. The 2/3 pitch design avoids excessive neutral currents sometimes seen with higher winding pitches, when in parallel with the mains. A frilly connected damper winding reduces oscillations during paralleling. This winding, with the 2/3 pitch and carefully selected pole and tooth designs, ensures very low waveform distortion.

SHAFT

The generator rotor is dynamically balanced to better than B56861:Part 1 Grade 2.5 for minimum vibration in operation.

INSULATION/IMPREGNATION

The insulation system is class H.

All wound components are impregnated with materials and processes designed specifically to provide the high build required for static windings and the high mechanical strength required for rotating components.

QUALITY ASSURANCE

Generators are manufactured using production procedures having a quality assurance level to BS EN ISO 9001.

GeneratorJoe®

4723 Muirfield Court
Santa Rosa, CA 95405
Phone: 707 542-2224
Fax: 707 542-2227

Email: sales@generatorjoe.net
Web: www.generatorjoe.net

Standard Features and Optional Accessories

Standard Features

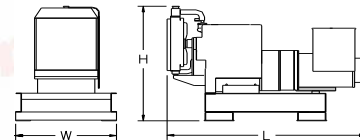
- CARB & EPA Certified Tier 3 or 4
- Auto start, electric start
- Heavy duty steel base
- Open unit or steel enclosure, powder coated
- Brushless alternator
- 2 Point lifting eyes, center top
- Commercial grade circuit breaker
- Single side service
- 12 VDC fuel pump
- 12 VDC starting motor
- Heavy duty air cleaner
- Service reminders for filters
- Fuel & water separator
- Oil drain valve with extension
- Governor
- Safety sensors & shutdowns
- Owners manual
- 5 Year, 5000 hour warranty

Optional Accessories

- Fuel tanks, 24, 48, and 72 hour run times
- Deluxe generator controls, full gauges
- Remote panel with start, stop & hour meter
- Deluxe remote panel with start, stop & hour meter, coolant temp & oil pressure
- Remote panel with start, wiring harnesses, emergency stop mushroom button
- Oil pan heater
- Coolant heater
- Remote radiator packages
- Remote battery
- High amp battery charger
- Battery heaters
- Customized to your specifications
- Rapid deployment & distribution

Gross Weights and Dimensions

Size:	Length	Width	Height
Open:	inch 102 x	42.6 x	60
	mm 2590 x	1082 x	1524
Enclosed:	inch 108 x	42.6 x	63
	mm 2743 x	1082 x	1600
Weight:	Open:	741 (336)	
lbs. (kg)	Enclosed:	871 (395)	



Note: Dimensions and weights reflect normal specifications with no options. This drawing is provided for reference only and should not be used for planning or installation. Contact your local distributor for more detailed information.



Enclosed Model Doors Open




GeneratorJoe®

OEM - DISTRIBUTOR - PACKAGER



A small business owned by a service connected disabled veteran.

Cage 1U5V7 - TIN/EIN #943026355 - Duns #054590203



Made in the USA!



CONTRACTOR

Model: CK30 & CK30-3

© Copyright, GeneratorJoe Inc. All Rights Reserved